

2025


# HONEYCOMB

---

## SHADES



PRODUCT GUIDE



Registered Trademark (®)

## TABLE OF CONTENTS

|  |       |
|--|-------|
| Honeycomb Shade Features                       | 1     |
| Available Colors                               | 2-7   |
| Child Safety Information                       | 8     |
| Product Diagrams                               | 9-18  |
| Motorized Wand and Remote Pricing              | 19    |
| Pricing Grids - MSRP                           | 20-26 |
| Measuring                                      | 27    |
| Brackets, Headrail, and Bottomrail Information | 28    |
| Product Operating                              | 29-30 |

# HONEYCOMB FEATURES



- Energy efficient with superior sound absorption and insulation from both warm and cold climates. Its cellular design traps air and noise from window to indoor space.
- No visible cords or cord holes, reduces light leaks, and adds to the decor.
- Uniform appearance to the outside of home with its neutral white backing. (Silver backing on a few select colors.)
- Adds elegance to the widest of windows, available in widths up to 96", and drops to lengths of 120"
- Easy to clean and maintain due to its 100% crisp polyester fabric that repels dust and dirt
- Durable headrail, smooth operation and crash-proof cord-lock.
- All Inside Mounted (IB) Shades will have a light gap on the left and right side.
- Easy to install hardware and brackets allows for effortless installations and easy removal for cleaning.
- Limited Lifetime Warranty as a commitment to your satisfaction.

# AVAILABLE COLORS

\* The same color in Room Darkening and Light Filtering are a different tone due to the darker center.

D = ROOM DARKENING | H25\*\*\*\* = 3/8"(25mm) SINGLE CELL

## PRICE GROUP 1

SNOW WHITE




H25100

BEIGE



H25145

PEBBLE




H25823

NEUTRAL



H25307

NAUTICAL GRAY



H25016

LINEN




H25125

CORAL




H25357

GRANITE




H25822

DARK BROWN



H25895

ALMOST BLACK



H25897

PETAL



H25206

MAHOGANY




H25295

SESAME



H25302

SAGE




H25504

STRAW




H25414

JAVA



H25378

ROYAL BLUE



H25047

LIGHT GRAY



H25820

**SHEER**  
WHITE SHEER  
(USED FOR TOP/DOWN BOTTOM UP)



H25000


# AVAILABLE COLORS

\* The same color in Room Darkening and Light Filtering are a different tone due to the darker center.

D = ROOM DARKENING | H25\*\*\*\* = 3/8"(25mm) SINGLE CELL

## PRICE GROUP 2

SNOW WHITE




H25100D

BEIGE




H25145D

PEBBLE




H25823D

DOLPHIN GRAY  
NIGHT SKY




H25821D

NAUTICAL GRAY



H25905D

NAUTICAL GRAY




H25016D

LINEN




H25125D

CORAL




H25357D

GRANITE




H25822D

NEUTRAL




H25307D

ALMOST BLACK  
BLACK



H25897D

ALMOST BLACK  
BLACK




H25898D

PETAL



H25206D

MAHOGANY




H25295D

SESAME



H25302D

DARK BROWN



H25895D

SILVER LINING




H25904D

GREIGE




H25306D

STRAW




H25414D

JAVA




H25378D

ROYAL BLUE




H25047D

SAGE



H25504D

LIGHT GRAY



H25820D

# AVAILABLE COLORS \*The same color in Room Darkening and Light Filtering are a different tone due to the darker center.

D=ROOMDARKENING W=WATERRESISTANT | P=PRINTED M=METALLIC SHEER | S = SILVER BACK | H25\*\*\*\* = 3/8"(25mm) SINGLE CELL \ H38\*\*\*\* = 3/8"(38mm) Single CELL

## PRICE GROUP 3

### PRINTED

SEASHELL

WHEAT

CAMEL

CORK

MUSHROOM

ECRU



H25206P

H25414P

H25145P

H25430P

H25323P

H25302P

### WATER RESISTANT

CLOUD

PEWTER

### SILVER BACK


QUICKSILVER

QUICKSILVER

SWAN

SWAN

PAPER



H25100WD

H25823WD

H25034S

H25034SD

H25100S

H25100SD

H25101WD

PRINTED  
MEADOW

POWDER PINK

NEBULA

SEASHELL

WHEAT

CAMEL

CORK



H25206WD

H25047WD

H25504WD

H25206PD

H25414PD

H25145PD

H25430PD

## PRICE GROUP 5

MUSHROOM

ECRU

### METALLIC SHEER


ROSWELL

ANTIQUE

FLINT

### SHEER

WHITE SHEER



H25323PD

H25302PD

H25034M

H25430M

H25895M

H38000

# AVAILABLE COLORS \* The same color in Room Darkening and Light Filtering are a different tone due to the darker center.

**D = ROOM DARKENING | H38\*\*\* T = 3/8"(38mm) DOUBLE CELL**

## PRICE GROUP 6

|  |   |   |   |  |   |
|--|---|---|---|--|---|
| SNOW WHITE   | BEIGE   | PEBBLE  | LINEN   | CORAL  | GRANITE   |
|  |  |  |  |  |  |
| H38100T  | H38145T   | H38823T   | H38125T   | H38357T  | H38822T   |
| PETAL  | MAHOGANY  | SESAME  | STRAW   | JAVA   | ROYAL BLUE  |
|  |  |  |  |  |  |
| H38206T  | H38295T   | H38302T   | H38414T   | H38378T  | H38047T   |

## PRICE GROUP 7

|  |   |   |   |  |   |
|--|---|---|---|--|---|
| SNOW WHITE   | BEIGE   | PEBBLE  | LINEN   | CORAL  | GRANITE   |
|  |  |  |  |  |  |
| H38100TD   | H38145TD  | H38823TD  | H38125TD  | H38357TD   | H38822TD  |
| PETAL  | MAHOGANY  | SESAME  | STRAW   | JAVA   | ROYAL BLUE  |
|  |  |  |  |  |  |
| H38206TD   | H38295TD  | H38302TD  | H38414TD  | H38378TD   | H38047TD  |

# AVAILABLE COLORS


\* The same color in Room Darkening and Light Filtering are a different tone due to the darker center.

D = ROOM DARKENING | K = KNITTED | H45\*\*\* = 3/4"(45mm) SINGLE CELL

## PRICE GROUP 8



## PRICE GROUP 9



# AVAILABLE COLORS


\* The same color in Room Darkening and Light Filtering are a different tone due to the darker center.

D = ROOM DARKENING | W = WATER RESISTANT | P = PRINTED | M = METALLIC SHEER | S = SILVER BACK | H45\*\*\* = 3/4"(45mm) SINGLE CELL

## PRICE GROUP 10


### WATER RESISTANT

CLOUD




H45100WD

PAPER




H45101WD

POWDER PINK




H45206WD

PEWTER




H45823WD

NEBULA



H45047WD

MEADOW



H45504WD


### SILVER BACK

QUICKSILVER



H45034S

QUICKSILVER



H45034SD

### PRINTED

SWAN



H45100S

SWAN



H45100SD

SEASHELL



H45206P

WHEAT



H45414P

CAMEL



H45145P

CORK



H45430P

MUSHROOM



H45323P

ECRU



H45302P

## PRICE GROUP 11

### PRINTED

SEASHELL



H45206PD

WHEAT



H45414PD

CAMEL



H45145PD

CORK



H45430PD

MUSHROOM



H45323PD

ECRU




H45302PD

## PRICE GROUP 12

### METALLIC SHEER

ROSWELL



H45034M

ANTIQUÉ



H45430M

FLINT



H45895M

# CHILD SAFETY INFORMATION

## THE MANUFACTURER IS COMMITTED TO CHILD SAFETY REGARDING WINDOW COVERINGS

The Manufacturer has committed to join the Window Covering Manufacturers Association's new safety standards in the efforts to prevent accidents involving children and pets with accessible cords and by offering other product options that are child-safe custom window coverings.

### "BEST FOR KIDS" CERTIFIED PROGRAM

Window Covering Manufacturers Association (WCMA) announced the industry's first third-party certification program designed to help consumers and retailers identify window covering products that are best suited for use in homes with young children.

To be part of the new Best for Kids program, products are submitted to a WCMA-recognized third party testing laboratory where the products are required to meet stringent criteria. Once the products meet these criteria, they are Certified Best For Kids. The Manufacturer has a number of products with this distinction.



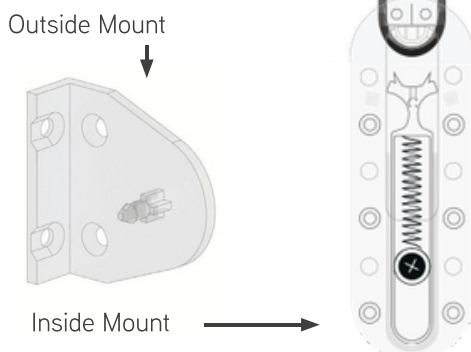
### CHILD SAFETY IS SERIOUS BUSINESS

That's why the Manufacturer is removing all cords from products, in compliance with the Consumer Product Safety Commission's new guidelines for child-safe window treatments. A variety of control options, including the Safety Wand, traditional cordless control, and motorization, are available, providing the same convenience while making safety a top priority.

For more information on the CPSC's new guidelines and the Manufacturer's compliance with them, please visit: [federalregister.gov/documents/2022/11/28/2022-25041/safety-standard-for-operating-cords-on-custom-window-coverings](https://www.federalregister.gov/documents/2022/11/28/2022-25041/safety-standard-for-operating-cords-on-custom-window-coverings).

### OUR SOLUTION

In compliance with the CPSC's new guidelines for child safety, our standard CCL Safety Tension Device offers superior safety which can be mounted to the frame of the window.



The new, optional Safe Wand control system, introduced in compliance with the CPSC's new guidelines for child safety, offers superior safety without compromising on convenience.

Optional →


Hold ↑ button and slide along wand to raise shade

or

Hold ↓ button and slide along wand to lower shade




# STANDARD SAFETY TENSION DEVICE




1. Quick Release Caslan Brackets
2. Fabric Wrapped Aluminum Headrail
3. Bottom Rail Stopper
4. Headrail End Caps
5. Caslan Front Fabric
6. Bottom Rail Endcap
7. Aluminum Bottom Rail
8. Cordless Clutch Mechanism
9. Shade Roller Tube
10. Continuous Cord Loop
11. Safety Tension Device
12. Wall Mounts

# STANDARD CORDLESS LIFT




# CORDLESS LIFT TOP-DOWN/BOTTOM UP OPTION




- 1. Quick Release Honeycomb Brackets
- 2. Fabric Wrapped Aluminum Headrail
- 3. Bottom Rail Stopper
- 4. Headrail End Caps
- 5. Honeycomb Cellular Fabric
- 6. Mid Rail Endcap
- 7. Aluminum Mid Rail
- 8. Aluminum Bottom Rail
- 9. Bottom End Caps
- 10. Sheer Honeycomb Fabric
- 11. Cordless Clutch Mechanism



CORDLESS TOP-DOWN/BOTTOM UP




# SAFE WAND LIFT (OPTIONAL)



- 1. Quick Release Honeycomb Brackets
- 2. Fabric Wrapped Aluminum Headrail
- 3. Bottom Rail Stopper
- 4. Headrail End Caps
- 5. Honeycomb Cellular Fabric
- 6. Bottom Rail Endcap
- 7. Aluminum Bottom Rail
- 8. Wall Mounts
- 9. Cordless Clutch Mechanism
- 10. Shade Roller Tube
- 11. Safe Wand (Option)




**SAFE WAND TOP-DOWN/BOTTOM-UP**  
(Min/Max Width - 32" - 94" Max Height 94")



**SAFE WAND  
2 ON 1 HEADRAIL**

# MOTORIZED LIFT (OPTIONAL)



- 1. Quick Release Honeycomb Brackets
- 2. Fabric Wrapped Aluminum Headrail
- 3. Cordless Clutch Mechanism
- 4. Headrail End Caps
- 5. Honeycomb Cellular Fabric
- 6. Bottom Rail Endcap
- 7. Aluminum Bottom Rail
- 8. Fitting End Caps
- 9. Square Bar
- 10. Motorized Shade Roller Tube
- 11. Motorized Wand
- 12. Single Channel Remote
- 13. Multi-Channel Remote
- 14. Micro USB Charging Cable and Brick

# MOTORIZED LIFT OPTION



**RECHARGEABLE WANDS  
2 ON 1 HEADRAIL**

# MOTORIZED WAND

TECHNOLOGY THAT ENHANCES  
THE LIVING SPACE

**OPTION 1:** Rechargeable Motor with Wand Control.

**OPTION 2:** Rechargeable Motor with Radio Remote  
and Wand Control.

- Easy Installation with No Hard Wiring.
- Long Last Lithium Ion Battery.
- Simple UP/DOWN/STOP Control Buttons for Lift and Tilt Options.
- Micro USB for Charging the Battery

| WANDS                      |      | MSRP COST         |      |
|----------------------------|------|-------------------|------|
| Replacement Wand           |      | \$175             |      |
| CHARGING BRICK & USB CABLE |      |                   |      |
| <b>6ft Cable</b>           | \$50 | <b>10ft Cable</b> | \$60 |



# PRICING

| Fabric Number | Style Name                                 | Pricing Group | Fabric Number | Style Name                                 | Pricing Group |
|---------------|--|---------------|---------------|--|---------------|
| H25000        | 3/8" (25 MM) Single Cell LF                | 1             | H25357        | 3/8" (25 MM) Single Cell LF                | 1             |
| H25016        | 3/8" (25 MM) Single Cell LF                | 1             | H25357D       | 3/8" (25 MM) Single Cell RD                | 2             |
| H25016D       | 3/8" (25 MM) Single Cell RD                | 2             | H25378        | 3/8" (25 MM) Single Cell LF                | 1             |
| H25034M       | 3/8" (25 MM) Single Cell Metallic Sheer LF | 5             | H25378D       | 3/8" (25 MM) Single Cell RD                | 2             |
| H25034S       | 3/8" (25 MM) Single Cell Back Silver LF    | 3             | H25414        | 3/8" (25 MM) Single Cell LF                | 1             |
| H25034SD      | 3/8" (25 MM) Single Cell Back Silver RD    | 4             | H25414D       | 3/8" (25 MM) Single Cell RD                | 2             |
| H25047        | 3/8" (25 MM) Single Cell LF                | 1             | H25414P       | 3/8" (25 MM) Single Cell Printed LF        | 3             |
| H25047D       | 3/8" (25 MM) Single Cell RD                | 2             | H25414PD      | 3/8" (45 MM) Single Cell Printed RD        | 4             |
| H25047WD      | 3/8" (25 MM) Single Cell Waterproof RD     | 4             | H25430M       | 3/8" (25 MM) Single Cell Metallic Sheer LF | 5             |
| H25100        | 3/8" (25 MM) Single Cell LF                | 1             | H25430P       | 3/8" (25 MM) Single Cell Printed LF        | 3             |
| H25100D       | 3/8" (25 MM) Single Cell RD                | 2             | H25430PD      | 3/8" (45 MM) Single Cell Printed RD        | 4             |
| H25000        | 3/8" (25 MM) Single Cell Back Silver LF    | 3             | H25504        | 3/8" (25 MM) Single Cell LF                | 1             |
| H25100S       | 3/8" (25 MM) Single Cell Back Silver RD    | 4             | H25504D       | 3/8" (25 MM) Single Cell RD                | 2             |
| H25100SD      | 3/8" (25 MM) Single Cell Waterproof RD     | 4             | H25504WD      | 3/8" (25 MM) Single Cell Waterproof RD     | 4             |
| H25100WD      | 3/8" (25 MM) Single Cell Waterproof RD     | 4             | H25820        | 3/8" (25 MM) Single Cell LF                | 1             |
| H25101WD      | 3/8" (25 MM) Single Cell LF                | 1             | H25820D       | 3/8" (25 MM) Single Cell RD                | 2             |
| H25125        | 3/8" (25 MM) Single Cell RD                | 2             | H25821D       | 3/8" (25 MM) Single Cell RD                | 2             |
| H25125D       | 3/8" (25 MM) Single Cell LF                | 1             | H25822        | 3/8" (25 MM) Single Cell LF                | 1             |
| H25145        | 3/8" (25 MM) Single Cell RD                | 2             | H25822D       | 3/8" (25 MM) Single Cell RD                | 2             |
| H25145D       | 3/8" (25 MM) Single Cell Printed LF        | 3             | H25823        | 3/8" (25 MM) Single Cell LF                | 1             |
| H25145P       | 3/8" (45 MM) Single Cell Printed RD        | 4             | H25823D       | 3/8" (25 MM) Single Cell RD                | 2             |
| H25145PD      | 3/8" (25 MM) Single Cell LF                | 1             | H25823WD      | 3/8" (25 MM) Single Cell Waterproof RD     | 4             |
| H25206D       | 3/8" (25 MM) Single Cell RD                | 2             | H25895        | 3/8" (25 MM) Single Cell LF                | 1             |
| H25206P       | 3/8" (25 MM) Single Cell Printed LF        | 3             | H25895D       | 3/8" (25 MM) Single Cell RD                | 2             |
| H25206PD      | 3/8" (45 MM) Single Cell Printed RD        | 4             | H25895M       | 3/8" (25 MM) Single Cell Metallic Sheer LF | 5             |
| H25206WD      | 3/8" (25 MM) Single Cell Waterproof RD     | 4             | H25897        | 3/8" (25 MM) Single Cell LF                | 1             |
| H25295        | 3/8" (25 MM) Single Cell LF                | 1             | H25897D       | 3/8" (25 MM) Single Cell RD                | 2             |
| H25295D       | 3/8" (25 MM) Single Cell RD                | 2             | H25898D       | 3/8" (25 MM) Single Cell RD                | 2             |
| H25302        | 3/8" (25 MM) Single Cell LF                | 1             | H25904D       | 3/8" (25 MM) Single Cell RD                | 2             |
| H25302D       | 3/8" (25 MM) Single Cell RD                | 2             | H25905D       | 3/8" (25 MM) Single Cell RD                | 2             |
| H25302P       | 3/8" (25 MM) Single Cell LF                | 3             | H38000        | 3/8" (38 MM) Single Cell LF                | 5             |
| H25302PD      | 3/8" (45 MM) Single Cell Printed RD        | 4             | H38047T       | 3/8" (38MM) Double Cell LF                 | 6             |
| H25306D       | 3/8" (25 MM) Single Cell RD                | 2             | H38047TD      | 3/8" (38MM) Double Cell RD                 | 7             |
| H25307        | 3/8" (25 MM) Single Cell LF                | 1             | H38100T       | 3/8" (38MM) Double Cell LF                 | 6             |
| H25307D       | 3/8" (25 MM) Single Cell RD                | 2             | H38100TD      | 3/8" (38MM) Double Cell RD                 | 7             |
| H25323P       | 3/8" (25 MM) Single Cell Printed LF        | 3             | H38125T       | 3/8" (38MM) Double Cell LF                 | 6             |
| H25323PD      | 3/8" (45 MM) Single Cell Printed RD        | 4             | H38125TD      | 3/8" (38MM) Double Cell RD                 | 7             |

# PRICING

| Fabric Number | Style Name                                 | Pricing Group | Fabric Number | Style Name                                 | Pricing Group |
|---------------|--|---------------|---------------|--|---------------|
| H38145T       | 3/8" (38MM) Double Cell LF                 | 6             | H45206D       | 3/4" (45 MM) Single Cell RD                | 9             |
| H38145TD      | 3/8" (38MM) Double Cell RD                 | 7             | H45206P       | 3/4" (45 MM) Single Cell Printed LF        | 10            |
| H38206T       | 3/8" (38MM) Double Cell LF                 | 6             | H45206PD      | 3/4" (45 MM) Single Cell Printed RD        | 11            |
| H38206TD      | 3/8" (38MM) Double Cell RD                 | 7             | H45206WD      | 3/4" (45 MM) Single Cell Waterproof RD     | 11            |
| H38295T       | 3/8" (38MM) Double Cell LF                 | 6             | H45295        | 3/4" (45 MM) Single Cell LF                | 8             |
| H38295TD      | 3/8" (38MM) Double Cell RD                 | 7             | H45295D       | 3/4" (45 MM) Single Cell RD                | 9             |
| H38302T       | 3/8" (38MM) Double Cell LF                 | 6             | H45302        | 3/4" (45 MM) Single Cell LF                | 8             |
| H38302TD      | 3/8" (38MM) Double Cell RD                 | 7             | H45302D       | 3/4" (45 MM) Single Cell RD                | 9             |
| H38357T       | 3/8" (38MM) Double Cell LF                 | 6             | H45302P       | 3/4" (45 MM) Single Cell Printed LF        | 10            |
| H38357TD      | 3/8" (38MM) Double Cell RD                 | 7             | H45302PD      | 3/4" (45 MM) Single Cell Printed RD        | 11            |
| H38378T       | 3/8" (38MM) Double Cell LF                 | 6             | H45323P       | 3/4" (45 MM) Single Cell Printed LF        | 10            |
| H38378TD      | 3/8" (38MM) Double Cell RD                 | 7             | H45323PD      | 3/4" (45 MM) Single Cell Printed RD        | 11            |
| H38414T       | 3/8" (38MM) Double Cell LF                 | 6             | H45357        | 3/4" (45 MM) Single Cell LF                | 8             |
| H38414TD      | 3/8" (38MM) Double Cell RD                 | 7             | H45357D       | 3/4" (45 MM) Single Cell RD                | 9             |
| H38822T       | 3/8" (38MM) Double Cell LF                 | 6             | H45378        | 3/4" (45 MM) Single Cell LF                | 8             |
| H38822TD      | 3/8" (38MM) Double Cell RD                 | 7             | H45378D       | 3/4" (45 MM) Single Cell RD                | 9             |
| H38823T       | 3/8" (38MM) Double Cell LF                 | 6             | H45414        | 3/4" (45 MM) Single Cell LF                | 8             |
| H38823TD      | 3/8" (38MM) Double Cell RD                 | 7             | H45414D       | 3/4" (45 MM) Single Cell RD                | 9             |
| H45034M       | 3/4" (45 MM) Single Cell Metallic Sheer LF | 12            | H45414P       | 3/4" (45 MM) Single Cell Printed LF        | 10            |
| H45034S       | 3/4" (45 MM) Single Cell Silver Back LF    | 10            | H45414PD      | 3/4" (45 MM) Single Cell Printed RD        | 11            |
| H45034SD      | 3/4" (45 MM) Single Cell Silver Back RD    | 11            | H45430M       | 3/4" (45 MM) Single Cell Metallic Sheer LF | 12            |
| H45047        | 3/4" (45 MM) Single Cell LF                | 8             | H45430P       | 3/4" (45 MM) Single Cell Printed LF        | 10            |
| H45047D       | 3/4" (45 MM) Single Cell RD                | 9             | H45430PD      | 3/4" (45 MM) Single Cell Printed RD        | 11            |
| H45047WD      | 3/4" (45 MM) Single Cell Waterproof RD     | 11            | H45503K       | 3/4" (45 MM) Single Cell Knitted LF        | 8             |
| H45100        | 3/4" (45 MM) Single Cell LF                | 8             | H45504WD      | 3/4" (45 MM) Single Cell Waterproof RD     | 11            |
| H45100D       | 3/4" (45 MM) Single Cell RD                | 9             | H45652K       | 3/4" (45 MM) Single Cell Knitted LF        | 8             |
| H45100S       | 3/4" (45 MM) Single Cell Silver Back LF    | 10            | H45822        | 3/4" (45 MM) Single Cell LF                | 8             |
| H45100SD      | 3/4" (45 MM) Single Cell Silver Back RD    | 11            | H45822D       | 3/4" (45 MM) Single Cell RD                | 9             |
| H45100WD      | 3/4" (45 MM) Single Cell Waterproof RD     | 11            | H45823        | 3/4" (45 MM) Single Cell LF                | 8             |
| H45101WD      | 3/4" (45 MM) Single Cell Waterproof RD     | 11            | H45823D       | 3/4" (45 MM) Single Cell RD                | 9             |
| H45125        | 3/4" (45 MM) Single Cell LF                | 8             | H45823WD      | 3/4" (45 MM) Single Cell Waterproof RD     | 11            |
| H45125D       | 3/4" (45 MM) Single Cell RD                | 9             | H45895K       | 3/4" (45 MM) Single Cell Knitted LF        | 8             |
| H45145        | 3/4" (45 MM) Single Cell LF                | 8             | H45895M       | 3/4" (45 MM) Single Cell Metallic Sheer LF | 12            |
| H45145D       | 3/4" (45 MM) Single Cell RD                | 9             |               |  |               |
| H45145P       | 3/4" (45 MM) Single Cell Printed LF        | 10            |               |  |               |
| H45145PD      | 3/4" (45 MM) Single Cell Printed RD        | 11            |               |  |               |
| H45206        | 3/4" (45 MM) Single Cell LF                | 8             |               |  |               |

**CORDLESS 3/8" SINGLE LIGHT FILTERING**

**PRICE GROUP 1**

Smallest width available 13" exact a manual shade | Smallest width available 24" exact for motorized shade.

| Height Up To | Width Up To |       |       |       |       |       |       |       |       |         |         | Safe Wand Length |
|--------------|-------------|-------|-------|-------|-------|-------|-------|-------|-------|---------|---------|------------------|
|              | 24"         | 32"   | 36"   | 42"   | 48"   | 54"   | 60"   | 66"   | 72"   | 84"     | 96"     |                  |
| 36"          | \$164       | \$189 | \$215 | \$244 | \$269 | \$302 | \$329 | \$357 | \$387 | \$448   | \$508   | 12"              |
| 42"          | \$176       | \$205 | \$234 | \$268 | \$296 | \$330 | \$365 | \$396 | \$428 | \$496   | \$562   | 12"              |
| 48"          | \$188       | \$220 | \$252 | \$288 | \$319 | \$360 | \$393 | \$430 | \$467 | \$540   | \$612   | 18"              |
| 54"          | \$205       | \$241 | \$277 | \$315 | \$350 | \$393 | \$431 | \$475 | \$513 | \$593   | \$672   | 18"              |
| 60"          | \$222       | \$258 | \$301 | \$341 | \$378 | \$425 | \$467 | \$512 | \$554 | \$642   | \$727   | 24"              |
| 66"          | \$239       | \$278 | \$322 | \$366 | \$409 | \$458 | \$501 | \$550 | \$596 | \$690   | \$786   | 24"              |
| 72"          | \$253       | \$295 | \$343 | \$392 | \$437 | \$489 | \$539 | \$590 | \$639 | \$740   | \$843   | 24"              |
| 78"          | \$266       | \$315 | \$363 | \$413 | \$467 | \$519 | \$574 | \$628 | \$683 | \$789   | \$896   | 30"              |
| 84"          | \$277       | \$328 | \$382 | \$437 | \$491 | \$546 | \$603 | \$661 | \$716 | \$827   | \$943   | 30"              |
| 90"          | \$290       | \$345 | \$401 | \$458 | \$516 | \$577 | \$635 | \$697 | \$760 | \$878   | \$996   | 36"              |
| 96"          | \$303       | \$361 | \$419 | \$478 | \$540 | \$603 | \$667 | \$730 | \$793 | \$919   | \$1,046 | 36"              |
| 108"         | \$329       | \$392 | \$458 | \$523 | \$591 | \$662 | \$731 | \$800 | \$870 | \$1,008 | \$1,148 | 42"              |
| 120"         | \$353       | \$424 | \$498 | \$570 | \$645 | \$722 | \$796 | \$873 | \$948 | \$1,098 | \$1,252 | 48"              |

Blinds 93" or wider incur an additional net \$100.00 charge per box for each order (maximum 2 shades per box.)

**CORDLESS 3/8" SINGLE ROOM DARKENING**

**PRICE GROUP 2**

Smallest width available 13" exact a manual shade | Smallest width available 24" exact for motorized shade.

| Height Up To | Width Up To |       |       |       |       |         |         |         |         |         |         | Safe Wand Length |
|--------------|-------------|-------|-------|-------|-------|---------|---------|---------|---------|---------|---------|------------------|
|              | 24"         | 32"   | 36"   | 42"   | 48"   | 54"     | 60"     | 66"     | 72"     | 84"     | 96"     |                  |
| 36"          | \$224       | \$257 | \$293 | \$327 | \$361 | \$401   | \$438   | \$476   | \$516   | \$593   | \$674   | 12"              |
| 42"          | \$247       | \$279 | \$320 | \$362 | \$400 | \$448   | \$487   | \$529   | \$573   | \$664   | \$753   | 12"              |
| 48"          | \$266       | \$306 | \$353 | \$400 | \$443 | \$495   | \$541   | \$594   | \$644   | \$743   | \$846   | 18"              |
| 54"          | \$290       | \$333 | \$384 | \$438 | \$488 | \$542   | \$596   | \$653   | \$706   | \$817   | \$931   | 18"              |
| 60"          | \$319       | \$358 | \$415 | \$474 | \$525 | \$588   | \$643   | \$707   | \$766   | \$888   | \$1,009 | 24"              |
| 66"          | \$338       | \$382 | \$444 | \$505 | \$565 | \$632   | \$692   | \$760   | \$824   | \$954   | \$1,086 | 24"              |
| 72"          | \$361       | \$414 | \$483 | \$549 | \$614 | \$686   | \$753   | \$827   | \$896   | \$1,040 | \$1,186 | 24"              |
| 78"          | \$381       | \$437 | \$511 | \$583 | \$656 | \$730   | \$804   | \$882   | \$955   | \$1,108 | \$1,263 | 30"              |
| 84"          | \$399       | \$460 | \$539 | \$617 | \$689 | \$772   | \$848   | \$934   | \$1,011 | \$1,178 | \$1,339 | 30"              |
| 90"          | \$421       | \$491 | \$573 | \$656 | \$737 | \$824   | \$906   | \$996   | \$1,083 | \$1,258 | \$1,432 | 36"              |
| 96"          | \$437       | \$513 | \$600 | \$688 | \$773 | \$866   | \$953   | \$1,047 | \$1,139 | \$1,321 | \$1,510 | 36"              |
| 108"         | \$475       | \$559 | \$657 | \$756 | \$852 | \$953   | \$1,048 | \$1,155 | \$1,255 | \$1,459 | \$1,665 | 42"              |
| 120"         | \$511       | \$608 | \$715 | \$820 | \$953 | \$1,039 | \$1,145 | \$1,261 | \$1,370 | \$1,593 | \$1,819 | 48"              |

Blinds 93" or wider incur an additional net \$100.00 charge per box for each order (maximum 2 shades per box.)

**CORDLESS 3/8" SINGLE LIGHT FILTERING/GRAY BACK & PRINTED**

**PRICE GROUP 3**

Smallest width available 13" exact a manual shade | Smallest width available 24" exact for motorized shade.

| Height Up To | Width Up To |       |       |       |       |         |         |         |         |         |         | Safe Wand Length |
|--------------|-------------|-------|-------|-------|-------|---------|---------|---------|---------|---------|---------|------------------|
|              | 24"         | 32"   | 36"   | 42"   | 48"   | 54"     | 60"     | 66"     | 72"     | 84"     | 96"     |                  |
| 36"          | \$218       | \$250 | \$285 | \$318 | \$351 | \$389   | \$425   | \$462   | \$501   | \$576   | \$654   | 12"              |
| 42"          | \$240       | \$271 | \$311 | \$352 | \$388 | \$435   | \$473   | \$514   | \$556   | \$645   | \$731   | 12"              |
| 48"          | \$259       | \$297 | \$343 | \$388 | \$430 | \$481   | \$525   | \$577   | \$625   | \$721   | \$821   | 18"              |
| 54"          | \$282       | \$324 | \$373 | \$425 | \$474 | \$526   | \$579   | \$634   | \$685   | \$793   | \$904   | 18"              |
| 60"          | \$310       | \$348 | \$403 | \$460 | \$510 | \$571   | \$624   | \$686   | \$744   | \$862   | \$979   | 24"              |
| 66"          | \$328       | \$371 | \$431 | \$490 | \$549 | \$614   | \$672   | \$738   | \$800   | \$926   | \$1,054 | 24"              |
| 72"          | \$351       | \$402 | \$469 | \$533 | \$596 | \$666   | \$731   | \$803   | \$870   | \$1,009 | \$1,151 | 24"              |
| 78"          | \$370       | \$424 | \$496 | \$566 | \$637 | \$709   | \$780   | \$856   | \$927   | \$1,075 | \$1,226 | 30"              |
| 84"          | \$388       | \$447 | \$523 | \$599 | \$669 | \$749   | \$823   | \$906   | \$981   | \$1,143 | \$1,299 | 30"              |
| 90"          | \$409       | \$477 | \$556 | \$637 | \$715 | \$800   | \$879   | \$967   | \$1,051 | \$1,221 | \$1,390 | 36"              |
| 96"          | \$424       | \$498 | \$582 | \$668 | \$750 | \$841   | \$925   | \$1,016 | \$1,105 | \$1,282 | \$1,465 | 36"              |
| 108"         | \$461       | \$543 | \$638 | \$734 | \$827 | \$925   | \$1,017 | \$1,121 | \$1,218 | \$1,416 | \$1,616 | 42"              |
| 120"         | \$496       | \$590 | \$694 | \$796 | \$925 | \$1,008 | \$1,111 | \$1,224 | \$1,329 | \$1,546 | \$1,765 | 48"              |

Blinds 93" or wider incur an additional net \$100.00 charge per box for each order (maximum 2 shades per box.)

**CORDLESS 3/8" SINGLE ROOM DARKENING/WATER RESIST & SILVER BACK & PRINTED**

**PRICE GROUP 4**

Smallest width available 13" exact a manual shade | Smallest width available 24" exact for motorized shade.

| Height Up To | Width Up To |       |       |         |         |         |         |         |         |         |         | Safe Wand Length |
|--------------|-------------|-------|-------|---------|---------|---------|---------|---------|---------|---------|---------|------------------|
|              | 24"         | 32"   | 36"   | 42"     | 48"     | 54"     | 60"     | 66"     | 72"     | 84"     | 96"     |                  |
| 36"          | \$301       | \$345 | \$395 | \$448   | \$495   | \$552   | \$604   | \$654   | \$710   | \$823   | \$931   | 12"              |
| 42"          | \$324       | \$375 | \$431 | \$494   | \$544   | \$608   | \$669   | \$727   | \$786   | \$911   | \$1,033 | 12"              |
| 48"          | \$343       | \$403 | \$464 | \$528   | \$585   | \$660   | \$722   | \$790   | \$856   | \$990   | \$1,123 | 18"              |
| 54"          | \$378       | \$441 | \$511 | \$577   | \$644   | \$721   | \$792   | \$871   | \$941   | \$1,087 | \$1,234 | 18"              |
| 60"          | \$406       | \$475 | \$552 | \$624   | \$692   | \$781   | \$856   | \$940   | \$1,018 | \$1,178 | \$1,336 | 24"              |
| 66"          | \$437       | \$511 | \$591 | \$670   | \$750   | \$840   | \$921   | \$1,010 | \$1,095 | \$1,267 | \$1,442 | 24"              |
| 72"          | \$464       | \$542 | \$631 | \$719   | \$800   | \$898   | \$990   | \$1,083 | \$1,173 | \$1,356 | \$1,548 | 24"              |
| 78"          | \$488       | \$575 | \$666 | \$758   | \$856   | \$953   | \$1,056 | \$1,154 | \$1,254 | \$1,448 | \$1,646 | 30"              |
| 84"          | \$509       | \$602 | \$703 | \$800   | \$901   | \$1,003 | \$1,108 | \$1,213 | \$1,313 | \$1,519 | \$1,732 | 30"              |
| 90"          | \$533       | \$634 | \$739 | \$841   | \$946   | \$1,060 | \$1,166 | \$1,279 | \$1,393 | \$1,610 | \$1,830 | 36"              |
| 96"          | \$555       | \$662 | \$769 | \$879   | \$990   | \$1,108 | \$1,225 | \$1,340 | \$1,456 | \$1,688 | \$1,923 | 36"              |
| 108"         | \$604       | \$719 | \$840 | \$961   | \$1,085 | \$1,215 | \$1,341 | \$1,468 | \$1,599 | \$1,852 | \$2,109 | 42"              |
| 120"         | \$646       | \$778 | \$913 | \$1,047 | \$1,184 | \$1,326 | \$1,462 | \$1,604 | \$1,738 | \$2,017 | \$2,299 | 48"              |

Blinds 93" or wider incur an additional net \$100.00 charge per box for each order (maximum 2 shades per box.)

**CORDLESS 3/8" SINGLE LIGHT FILTERING METALLIC SHEER**

**PRICE GROUP 5**

Smallest width available 12" exact a manual shade | Smallest width available 24" exact for motorized shade

| Height Up To | Width Up To |       |       |       |         |         |         |         |         |         |         | Safe Wand Length |
|--------------|-------------|-------|-------|-------|---------|---------|---------|---------|---------|---------|---------|------------------|
|              | 24"         | 32"   | 36"   | 42"   | 48"     | 54"     | 60"     | 66"     | 72"     | 84"     | 96"     |                  |
| 36"          | \$274       | \$315 | \$360 | \$409 | \$451   | \$504   | \$550   | \$596   | \$647   | \$750   | \$848   | 12"              |
| 42"          | \$295       | \$342 | \$393 | \$449 | \$495   | \$553   | \$611   | \$664   | \$717   | \$831   | \$941   | 12"              |
| 48"          | \$314       | \$368 | \$422 | \$483 | \$534   | \$601   | \$658   | \$720   | \$781   | \$903   | \$1,025 | 18"              |
| 54"          | \$343       | \$401 | \$465 | \$526 | \$586   | \$657   | \$721   | \$795   | \$858   | \$991   | \$1,123 | 18"              |
| 60"          | \$371       | \$432 | \$504 | \$570 | \$632   | \$712   | \$781   | \$856   | \$929   | \$1,072 | \$1,218 | 24"              |
| 66"          | \$399       | \$466 | \$539 | \$612 | \$684   | \$765   | \$839   | \$921   | \$997   | \$1,155 | \$1,314 | 24"              |
| 72"          | \$422       | \$494 | \$574 | \$654 | \$730   | \$817   | \$901   | \$988   | \$1,069 | \$1,236 | \$1,410 | 24"              |
| 78"          | \$445       | \$525 | \$608 | \$690 | \$781   | \$868   | \$962   | \$1,051 | \$1,142 | \$1,319 | \$1,501 | 30"              |
| 84"          | \$464       | \$549 | \$642 | \$730 | \$821   | \$913   | \$1,009 | \$1,105 | \$1,197 | \$1,385 | \$1,580 | 30"              |
| 90"          | \$486       | \$577 | \$673 | \$767 | \$863   | \$966   | \$1,063 | \$1,165 | \$1,269 | \$1,467 | \$1,670 | 36"              |
| 96"          | \$505       | \$602 | \$701 | \$801 | \$903   | \$1,009 | \$1,116 | \$1,221 | \$1,327 | \$1,537 | \$1,752 | 36"              |
| 108"         | \$550       | \$654 | \$765 | \$875 | \$988   | \$1,107 | \$1,222 | \$1,339 | \$1,458 | \$1,688 | \$1,923 | 42"              |
| 120"         | \$590       | \$709 | \$833 | \$955 | \$1,080 | \$1,208 | \$1,332 | \$1,461 | \$1,585 | \$1,838 | \$2,095 | 48"              |

Blinds 93" or wider incur an additional net \$100.00 charge per box for each order (maximum 2 shades per box.)

**CORDLESS 3/8" DOUBLE CELL LIGHT FILTERING**

**PRICE GROUP 6**

Smallest width available 12" exact a manual shade | Smallest width available 24" exact for motorized shade

| Height Up To | Width Up To |       |       |       |       |       |       |         |         |         |         | Safe Wand Length |
|--------------|-------------|-------|-------|-------|-------|-------|-------|---------|---------|---------|---------|------------------|
|              | 24"         | 32"   | 36"   | 42"   | 48"   | 54"   | 60"   | 66"     | 72"     | 84"     | 96"     |                  |
| 36"          | \$192       | \$219 | \$252 | \$284 | \$339 | \$347 | \$380 | \$416   | \$448   | \$515   | \$585   | 12"              |
| 42"          | \$209       | \$242 | \$276 | \$318 | \$346 | \$391 | \$426 | \$467   | \$502   | \$577   | \$656   | 12"              |
| 48"          | \$218       | \$256 | \$295 | \$339 | \$373 | \$416 | \$458 | \$499   | \$544   | \$624   | \$709   | 18"              |
| 54"          | \$239       | \$277 | \$320 | \$365 | \$407 | \$454 | \$499 | \$545   | \$590   | \$678   | \$771   | 18"              |
| 60"          | \$261       | \$302 | \$350 | \$395 | \$442 | \$495 | \$543 | \$596   | \$645   | \$744   | \$843   | 24"              |
| 66"          | \$280       | \$327 | \$378 | \$428 | \$480 | \$538 | \$591 | \$646   | \$700   | \$810   | \$916   | 24"              |
| 72"          | \$297       | \$344 | \$400 | \$455 | \$512 | \$571 | \$627 | \$685   | \$745   | \$858   | \$977   | 24"              |
| 78"          | \$318       | \$375 | \$435 | \$495 | \$558 | \$620 | \$683 | \$746   | \$811   | \$935   | \$1,063 | 30"              |
| 84"          | \$332       | \$396 | \$458 | \$525 | \$589 | \$657 | \$722 | \$793   | \$858   | \$991   | \$1,125 | 30"              |
| 90"          | \$349       | \$416 | \$485 | \$552 | \$623 | \$696 | \$766 | \$840   | \$912   | \$1,054 | \$1,197 | 36"              |
| 96"          | \$365       | \$437 | \$505 | \$580 | \$656 | \$730 | \$807 | \$883   | \$958   | \$1,109 | \$1,263 | 36"              |
| 108"         | \$398       | \$472 | \$551 | \$634 | \$717 | \$800 | \$881 | \$967   | \$1,051 | \$1,216 | \$1,378 | 42"              |
| 120"         | \$435       | \$517 | \$610 | \$701 | \$793 | \$885 | \$977 | \$1,070 | \$1,161 | \$1,343 | \$1,531 | 48"              |

Blinds 93" or wider incur an additional net \$100.00 charge per box for each order (maximum 2 shades per box.)

**CORDLESS 3/8" DOUBLE CELL ROOM DARKENING**

**PRICE GROUP 7**

Smallest width available 12" exact a manual shade | Smallest width available 24" exact for motorized shade

| Height Up To | Width Up To |       |         |         |         |         |         |         |         |         |         | Safe Wand Length |
|--------------|-------------|-------|---------|---------|---------|---------|---------|---------|---------|---------|---------|------------------|
|              | 24"         | 32"   | 36"     | 42"     | 48"     | 54"     | 60"     | 66"     | 72"     | 84"     | 96"     |                  |
| 36"          | \$346       | \$397 | \$453   | \$516   | \$570   | \$636   | \$695   | \$753   | \$817   | \$946   | \$1,068 | 12"              |
| 42"          | \$374       | \$431 | \$495   | \$568   | \$626   | \$699   | \$770   | \$837   | \$903   | \$1,047 | \$1,188 | 12"              |
| 48"          | \$395       | \$464 | \$533   | \$608   | \$672   | \$759   | \$830   | \$909   | \$985   | \$1,139 | \$1,292 | 18"              |
| 54"          | \$435       | \$508 | \$588   | \$665   | \$740   | \$829   | \$911   | \$1,003 | \$1,083 | \$1,251 | \$1,419 | 18"              |
| 60"          | \$467       | \$546 | \$635   | \$718   | \$796   | \$898   | \$985   | \$1,081 | \$1,171 | \$1,354 | \$1,537 | 24"              |
| 66"          | \$502       | \$588 | \$679   | \$771   | \$863   | \$966   | \$1,060 | \$1,161 | \$1,259 | \$1,457 | \$1,658 | 24"              |
| 72"          | \$534       | \$623 | \$724   | \$826   | \$921   | \$1,033 | \$1,139 | \$1,245 | \$1,349 | \$1,559 | \$1,780 | 24"              |
| 78"          | \$561       | \$663 | \$766   | \$871   | \$985   | \$1,095 | \$1,214 | \$1,327 | \$1,442 | \$1,664 | \$1,893 | 30"              |
| 84"          | \$585       | \$692 | \$809   | \$920   | \$1,036 | \$1,152 | \$1,275 | \$1,394 | \$1,510 | \$1,748 | \$1,994 | 30"              |
| 90"          | \$612       | \$728 | \$849   | \$968   | \$1,088 | \$1,218 | \$1,340 | \$1,471 | \$1,602 | \$1,852 | \$2,105 | 36"              |
| 96"          | \$639       | \$760 | \$885   | \$1,011 | \$1,139 | \$1,275 | \$1,407 | \$1,541 | \$1,673 | \$1,942 | \$2,212 | 36"              |
| 108"         | \$695       | \$826 | \$966   | \$1,104 | \$1,249 | \$1,397 | \$1,542 | \$1,690 | \$1,838 | \$2,129 | \$2,426 | 42"              |
| 120"         | \$743       | \$895 | \$1,049 | \$1,205 | \$1,362 | \$1,524 | \$1,680 | \$1,844 | \$1,999 | \$2,319 | \$2,643 | 48"              |

Blinds 93" or wider incur an additional net \$100.00 charge per box for each order (maximum 2 shades per box.)

**CORDLESS 3/4" SINGLE LIGHT FILTERING/KNITTED**

**PRICE GROUP 8**

Smallest width available 12" exact a manual shade | Smallest width available 24" exact for motorized shade

| Height Up To | Width Up To |       |       |       |       |       |       |       |       |       |         | Safe Wand Length |
|--------------|-------------|-------|-------|-------|-------|-------|-------|-------|-------|-------|---------|------------------|
|              | 24"         | 32"   | 36"   | 42"   | 48"   | 54"   | 60"   | 66"   | 72"   | 84"   | 96"     |                  |
| 36"          | \$145       | \$167 | \$190 | \$215 | \$237 | \$266 | \$290 | \$315 | \$342 | \$395 | \$446   | 12"              |
| 42"          | \$155       | \$180 | \$207 | \$236 | \$261 | \$291 | \$321 | \$349 | \$377 | \$437 | \$495   | 12"              |
| 48"          | \$166       | \$194 | \$222 | \$253 | \$280 | \$317 | \$345 | \$379 | \$412 | \$475 | \$539   | 18"              |
| 54"          | \$181       | \$212 | \$245 | \$277 | \$308 | \$345 | \$380 | \$418 | \$452 | \$522 | \$592   | 18"              |
| 60"          | \$195       | \$228 | \$266 | \$300 | \$331 | \$375 | \$412 | \$451 | \$488 | \$564 | \$642   | 24"              |
| 66"          | \$209       | \$246 | \$284 | \$322 | \$360 | \$402 | \$442 | \$485 | \$525 | \$608 | \$691   | 24"              |
| 72"          | \$223       | \$261 | \$303 | \$344 | \$384 | \$430 | \$475 | \$519 | \$563 | \$649 | \$741   | 24"              |
| 78"          | \$234       | \$276 | \$320 | \$363 | \$412 | \$456 | \$505 | \$552 | \$600 | \$694 | \$790   | 30"              |
| 84"          | \$244       | \$289 | \$338 | \$382 | \$431 | \$480 | \$531 | \$582 | \$629 | \$727 | \$831   | 30"              |
| 90"          | \$255       | \$304 | \$354 | \$403 | \$454 | \$509 | \$559 | \$613 | \$668 | \$772 | \$878   | 36"              |
| 96"          | \$266       | \$318 | \$369 | \$421 | \$475 | \$531 | \$588 | \$644 | \$698 | \$809 | \$921   | 36"              |
| 108"         | \$290       | \$344 | \$402 | \$461 | \$520 | \$583 | \$644 | \$703 | \$766 | \$888 | \$1,011 | 42"              |
| 120"         | \$310       | \$374 | \$437 | \$502 | \$568 | \$635 | \$700 | \$769 | \$834 | \$966 | \$1,102 | 48"              |

Blinds 93" or wider incur an additional net \$100.00 charge per box for each order (maximum 2 shades per box.)

## PRICE GROUP 9

Smallest width available 12" exact a manual shade | Smallest width available 24" exact for motorized shade

| Height Up To | Width Up To |       |       |       |       |       |         |         |         |         |         | Safe Wand Length |
|--------------|-------------|-------|-------|-------|-------|-------|---------|---------|---------|---------|---------|------------------|
|              | 24"         | 32"   | 36"   | 42"   | 48"   | 54"   | 60"     | 66"     | 72"     | 84"     | 96"     |                  |
| 36"          | \$207       | \$237 | \$269 | \$302 | \$331 | \$369 | \$403   | \$439   | \$475   | \$546   | \$621   | 12"              |
| 42"          | \$226       | \$257 | \$294 | \$332 | \$368 | \$413 | \$448   | \$488   | \$528   | \$611   | \$692   | 12"              |
| 48"          | \$244       | \$282 | \$324 | \$368 | \$407 | \$455 | \$498   | \$547   | \$591   | \$685   | \$779   | 18"              |
| 54"          | \$267       | \$306 | \$353 | \$403 | \$448 | \$499 | \$549   | \$600   | \$648   | \$752   | \$855   | 18"              |
| 60"          | \$293       | \$329 | \$380 | \$437 | \$484 | \$540 | \$590   | \$650   | \$706   | \$817   | \$929   | 24"              |
| 66"          | \$310       | \$353 | \$409 | \$466 | \$520 | \$582 | \$637   | \$699   | \$759   | \$878   | \$1,000 | 24"              |
| 72"          | \$330       | \$380 | \$443 | \$505 | \$565 | \$632 | \$692   | \$761   | \$824   | \$956   | \$1,092 | 24"              |
| 78"          | \$351       | \$402 | \$469 | \$536 | \$602 | \$671 | \$740   | \$813   | \$879   | \$1,020 | \$1,161 | 30"              |
| 84"          | \$367       | \$423 | \$495 | \$568 | \$635 | \$710 | \$780   | \$859   | \$931   | \$1,083 | \$1,232 | 30"              |
| 90"          | \$388       | \$452 | \$528 | \$602 | \$678 | \$759 | \$834   | \$917   | \$995   | \$1,158 | \$1,316 | 36"              |
| 96"          | \$401       | \$472 | \$551 | \$633 | \$711 | \$796 | \$876   | \$964   | \$1,047 | \$1,216 | \$1,388 | 36"              |
| 108"         | \$437       | \$513 | \$604 | \$695 | \$784 | \$878 | \$965   | \$1,063 | \$1,155 | \$1,341 | \$1,533 | 42"              |
| 120"         | \$469       | \$559 | \$657 | \$756 | \$876 | \$955 | \$1,055 | \$1,160 | \$1,261 | \$1,465 | \$1,672 | 48"              |

Blinds 93" or wider incur an additional net \$100.00 charge per box for each order (maximum 2 shades per box.)

## PRICE GROUP 10

Smallest width available 12" exact a manual shade | Smallest width available 24" exact for motorized shade

| Height Up To | Width Up To |       |       |       |       |       |       |       |         |         |         | Safe Wand Length |
|--------------|-------------|-------|-------|-------|-------|-------|-------|-------|---------|---------|---------|------------------|
|              | 24"         | 32"   | 36"   | 42"   | 48"   | 54"   | 60"   | 66"   | 72"     | 84"     | 96"     |                  |
| 36"          | \$176       | \$203 | \$232 | \$265 | \$291 | \$325 | \$356 | \$386 | \$418   | \$484   | \$547   | 12"              |
| 42"          | \$191       | \$221 | \$253 | \$290 | \$321 | \$357 | \$394 | \$428 | \$463   | \$536   | \$608   | 12"              |
| 48"          | \$203       | \$238 | \$272 | \$311 | \$344 | \$388 | \$425 | \$465 | \$504   | \$583   | \$662   | 18"              |
| 54"          | \$221       | \$259 | \$300 | \$341 | \$378 | \$424 | \$466 | \$513 | \$552   | \$639   | \$726   | 18"              |
| 60"          | \$240       | \$279 | \$324 | \$367 | \$407 | \$460 | \$504 | \$552 | \$599   | \$692   | \$787   | 24"              |
| 66"          | \$256       | \$301 | \$348 | \$395 | \$441 | \$494 | \$541 | \$594 | \$645   | \$744   | \$848   | 24"              |
| 72"          | \$273       | \$320 | \$371 | \$422 | \$472 | \$527 | \$583 | \$637 | \$690   | \$798   | \$911   | 24"              |
| 78"          | \$293       | \$346 | \$399 | \$454 | \$514 | \$571 | \$633 | \$692 | \$751   | \$868   | \$988   | 30"              |
| 84"          | \$304       | \$362 | \$421 | \$480 | \$540 | \$601 | \$665 | \$727 | \$789   | \$911   | \$1,040 | 30"              |
| 90"          | \$320       | \$380 | \$443 | \$504 | \$568 | \$636 | \$700 | \$767 | \$836   | \$967   | \$1,097 | 36"              |
| 96"          | \$332       | \$398 | \$463 | \$527 | \$594 | \$665 | \$735 | \$804 | \$873   | \$1,012 | \$1,154 | 36"              |
| 108"         | \$363       | \$430 | \$504 | \$575 | \$650 | \$727 | \$805 | \$882 | \$959   | \$1,111 | \$1,265 | 42"              |
| 120"         | \$389       | \$467 | \$549 | \$628 | \$710 | \$795 | \$878 | \$961 | \$1,044 | \$1,210 | \$1,379 | 48"              |

Blinds 93" or wider incur an additional net \$100.00 charge per box for each order (maximum 2 shades per box.)

## PRICE GROUP 11

Smallest width available 12" exact a manual shade | Smallest width available 24" exact for motorized shade

| Height Up To | Width Up To |       |       |       |         |         |         |         |         |         |         | Safe Wand Length |
|--------------|-------------|-------|-------|-------|---------|---------|---------|---------|---------|---------|---------|------------------|
|              | 24"         | 32"   | 36"   | 42"   | 48"     | 54"     | 60"     | 66"     | 72"     | 84"     | 96"     |                  |
| 36"          | \$247       | \$283 | \$322 | \$361 | \$398   | \$442   | \$483   | \$525   | \$568   | \$652   | \$742   | 12"              |
| 42"          | \$270       | \$306 | \$351 | \$398 | \$440   | \$492   | \$535   | \$583   | \$632   | \$730   | \$829   | 12"              |
| 48"          | \$291       | \$338 | \$388 | \$440 | \$488   | \$546   | \$596   | \$653   | \$707   | \$817   | \$931   | 18"              |
| 54"          | \$319       | \$368 | \$422 | \$483 | \$536   | \$596   | \$656   | \$719   | \$776   | \$899   | \$1,023 | 18"              |
| 60"          | \$350       | \$394 | \$455 | \$521 | \$577   | \$646   | \$706   | \$778   | \$843   | \$975   | \$1,110 | 24"              |
| 66"          | \$371       | \$421 | \$489 | \$557 | \$622   | \$694   | \$760   | \$836   | \$907   | \$1,049 | \$1,195 | 24"              |
| 72"          | \$396       | \$455 | \$531 | \$604 | \$674   | \$755   | \$829   | \$911   | \$986   | \$1,143 | \$1,305 | 24"              |
| 78"          | \$419       | \$481 | \$561 | \$641 | \$721   | \$804   | \$883   | \$970   | \$1,049 | \$1,219 | \$1,388 | 30"              |
| 84"          | \$439       | \$505 | \$593 | \$679 | \$759   | \$850   | \$933   | \$1,027 | \$1,113 | \$1,293 | \$1,474 | 30"              |
| 90"          | \$464       | \$540 | \$632 | \$721 | \$811   | \$907   | \$996   | \$1,096 | \$1,190 | \$1,385 | \$1,575 | 36"              |
| 96"          | \$480       | \$564 | \$661 | \$758 | \$851   | \$952   | \$1,047 | \$1,153 | \$1,253 | \$1,454 | \$1,661 | 36"              |
| 108"         | \$522       | \$614 | \$722 | \$831 | \$938   | \$1,048 | \$1,154 | \$1,270 | \$1,381 | \$1,605 | \$1,832 | 42"              |
| 120"         | \$561       | \$667 | \$786 | \$903 | \$1,047 | \$1,142 | \$1,260 | \$1,387 | \$1,508 | \$1,753 | \$2,000 | 48"              |

Blinds 93" or wider incur an additional net \$100.00 charge per box for each order (maximum 2 shades per box.)

## PRICE GROUP 12

Smallest width available 12" exact a manual shade | Smallest width available 24" exact for motorized shade

| Height Up To | Width Up To |       |       |       |         |         |         |         |         |         |         | Safe Wand Length |
|--------------|-------------|-------|-------|-------|---------|---------|---------|---------|---------|---------|---------|------------------|
|              | 24"         | 32"   | 36"   | 42"   | 48"     | 54"     | 60"     | 66"     | 72"     | 84"     | 96"     |                  |
| 36"          | \$257       | \$295 | \$335 | \$376 | \$414   | \$460   | \$503   | \$546   | \$591   | \$679   | \$772   | 12"              |
| 42"          | \$281       | \$319 | \$366 | \$414 | \$458   | \$512   | \$557   | \$607   | \$658   | \$760   | \$863   | 12"              |
| 48"          | \$303       | \$352 | \$404 | \$458 | \$508   | \$568   | \$620   | \$680   | \$736   | \$850   | \$969   | 18"              |
| 54"          | \$332       | \$383 | \$439 | \$503 | \$558   | \$620   | \$683   | \$748   | \$808   | \$935   | \$1,064 | 18"              |
| 60"          | \$364       | \$410 | \$474 | \$542 | \$601   | \$672   | \$735   | \$810   | \$877   | \$1,014 | \$1,155 | 24"              |
| 66"          | \$386       | \$438 | \$509 | \$580 | \$647   | \$722   | \$791   | \$870   | \$944   | \$1,091 | \$1,243 | 24"              |
| 72"          | \$412       | \$474 | \$553 | \$629 | \$701   | \$786   | \$863   | \$948   | \$1,026 | \$1,189 | \$1,358 | 24"              |
| 78"          | \$436       | \$501 | \$584 | \$667 | \$750   | \$837   | \$919   | \$1,009 | \$1,091 | \$1,268 | \$1,444 | 30"              |
| 84"          | \$457       | \$526 | \$617 | \$707 | \$790   | \$884   | \$971   | \$1,069 | \$1,158 | \$1,345 | \$1,533 | 30"              |
| 90"          | \$483       | \$562 | \$658 | \$750 | \$844   | \$944   | \$1,036 | \$1,140 | \$1,238 | \$1,441 | \$1,638 | 36"              |
| 96"          | \$500       | \$587 | \$688 | \$789 | \$886   | \$991   | \$1,089 | \$1,200 | \$1,304 | \$1,513 | \$1,728 | 36"              |
| 108"         | \$543       | \$639 | \$751 | \$865 | \$976   | \$1,090 | \$1,201 | \$1,321 | \$1,437 | \$1,670 | \$1,906 | 42"              |
| 120"         | \$584       | \$694 | \$818 | \$940 | \$1,089 | \$1,188 | \$1,311 | \$1,443 | \$1,569 | \$1,824 | \$2,080 | 48"              |

Blinds 93" or wider incur an additional net \$100.00 charge per box for each order (maximum 2 shades per box.)

## SYSTEMS UPGRADE RETAIL SURCHARGES

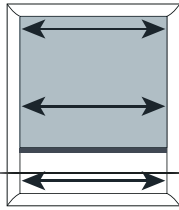
|   | Min Width | Max Width  | Min Height | Max Height |
|---|-----------|------------|------------|------------|
| <b>CORDLESS: FREE CORDLESS SYSTEM 2 ON 1 HEADRAIL: \$72</b>                     | 13 Inches | 84 Inches  | 11 Inches  | 84 Inches  |
| <b>CORDLESS SYSTEM TDBU: \$83</b>   | 26 Inches | 96 Inches  | 11 Inches  | 79 Inches  |
| <b>CCL WITH SAFETY TENSION DEVICE: FREE</b>                                     | 19 Inches | 79 Inches  | 11 Inches  | 96 Inches  |
| <b>CCL WITH SAFE WAND: \$63</b>   | 15 Inches | 108 Inches | 11 Inches  | 106 Inches |
| <b>CCL WITH SAFETY TENSION DEVICE 2 ON 1 HEADRAIL: \$72</b>                     | 30 Inches | 96 Inches  | 11 Inches  | 96 Inches  |
| <b>CCL WITH SAFE WAND 2 ON 1 HEADRAIL: \$63</b>                                 | 30 Inches | 96 Inches  | 11 Inches  | 96 Inches  |
| <b>MOTORIZED RECHARGEABLE WAND CONTROL ONLY (CAN'T PAIR WITH REMOTE): \$365</b> | 30 Inches | 96 Inches  | 11 Inches  | 96 Inches  |
| <b>SINGLE CHANNEL RADIO REMOTE CONTROL: \$88</b>                                | 24 Inches | 96 Inches  | 11 Inches  | 96 Inches  |
| <b>MULTI-CHANNEL RADIO REMOTE CONTROL: \$116</b>                                |           |            |            |            |
| <b>USB 6' CABLE WITH CHARGER: \$50</b>  |           |            |            |            |
| <b>USB 10' CABLE WITH CHARGER: \$60</b>   |           |            |            |            |
| <b>REPLACEMENT WAND: \$175</b>  |           |            |            |            |
| <b>SKY LIGHT: \$92</b>  |           |            |            |            |
| <b>TELESCOPING POLE 14"-25': \$40</b>   |           |            |            |            |
| <b>TELESCOPING POLE FOR SKYLIGHT 3.5'-9': \$100</b>                             |           |            |            |            |

Safe Wand lengths are based on standards. You have the option of choosing a longer Safe Wand.

Production Lead Time is 6 Business Days

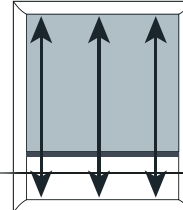


# MEASURING



## INSIDE MOUNT WIDTH (IB)

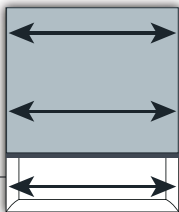
- Measure the exact width of the inside edge of the window frame. - Top, Middle, and Bottom.
- Make all measurements to the nearest 1/8th inch, round DOWN for width.
- Take the SMALLEST of the 3 measurements, this is the width that you will order.
- Production department will make the necessary deductions to ensure the shade fits inside your window.



## INSIDE MOUNT HEIGHT (IB)

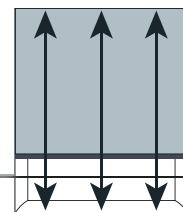
- Measure the exact height from the top inside edge down to the window sill in 3 places. - Left, Middle, Right
- Make all measurements to the nearest 1/8th inch, round UP for height.
- Take the LARGEST of the 3 measurements, this is the height that you will order.

NOTE: IB - THE FACTORY WILL DEDUCT 1/8-3/16" OFF THE TOTAL WIDTH.  
OB - THE FACTORY WILL MAKE THE PRODUCT TO THE EXACT MEASUREMENTS PROVIDED.



## OUTSIDE MOUNT WIDTH (OB)

- Measure the exact width of the window frame or how wide you would like the shade to be.
- Be sure to measure wide enough to cover the entire window (and trim if desired) to provide maximum light coverage.
- Example: If the window opening is 36" wide, it might be helpful to order 40" if the space allows. This will provide 2" coverage on each side of the window.
- No deductions/additions will be made to the width ordered.



## OUTSIDE MOUNT HEIGHT (OB)

- Measure the height you would like the shade to be by measuring top to bottom.
- Be sure to measure high enough to cover the entire window (and trim if desired) to provide maximum light coverage.
- Example: If the window opening is 60" high, it might be helpful to order 64" if the space allows. This will provide 2" coverage on top and bottom of the window.
- No deductions/additions will be made to the height ordered.

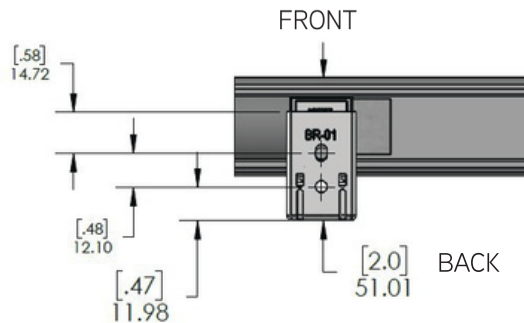
Shades can be +/- an additional 1/8" within factory standard post production.

# HEADRAIL INFORMATION

## CORDLESS, AND MOTORIZED HEADRAIL



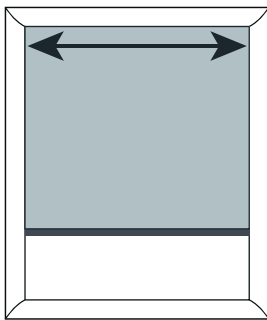
## HEADRAIL WITH MOUNTING BRACKET



- Honeycomb comes with a standard aluminum headrail. \*Unless otherwise specified.
- \*Headrail will measure ordered width minus: 3/8"  
- Can arrive +/- another 1/8" on top of that

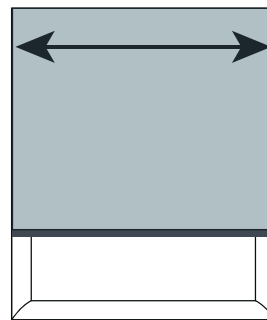
### INSIDE MOUNT

Minimum depth for flush inside mount including installation brackets: 1 1/2"



### OUTSIDE MOUNT

Minimum surface area required for mounting: 3/4"



# PRODUCT SPECIFICATIONS AND OPERATION

- **Standard Safety Tension Device** - Raise or Lower blind without hanging cords / ball chain by pulling down on each side of cord / ball chain.
- **Optional Safe Wand**- Lower or raise blind by holding down direction bottom and pulling down.
- **Cordless** - Pull plastic tab up and down to desired position.
- **Motorized Wand** - Top to Bottom / Bottom to Top:  
Send the shade from the Open Position to the Closed Position (**press DOWN Button**)  
Send the shade from the Closed Position to the Open Position (**press UP Button**)  
Stop the shade at a specified height when in the Open or Closing Motion (**press STOP Button**)

## HARDWARE

### ■ **Installation Headrail Brackets**

Multi-faceted bracket system includes breakaway shims to assist in leveling. The bracket also includes easy release lever.

### ■ **Spacer Blocks** - *Upon Request Only*

Spacer blocks project the shading 3/8" from the mounting surface. Use spacer blocks to obtain clearance when obstructions, such as window cranks or door handles, obstruct the movement of shading.

### ■ **Hold Down Brackets** - *Upon Request Only*

Hold down brackets are made of clear plastic that fit into holes on the end-cap of the bottom rail. Hold downs are generally used to secure the base of the window shading to prevent swaying.

## CLEANING AND CARE INFORMATION

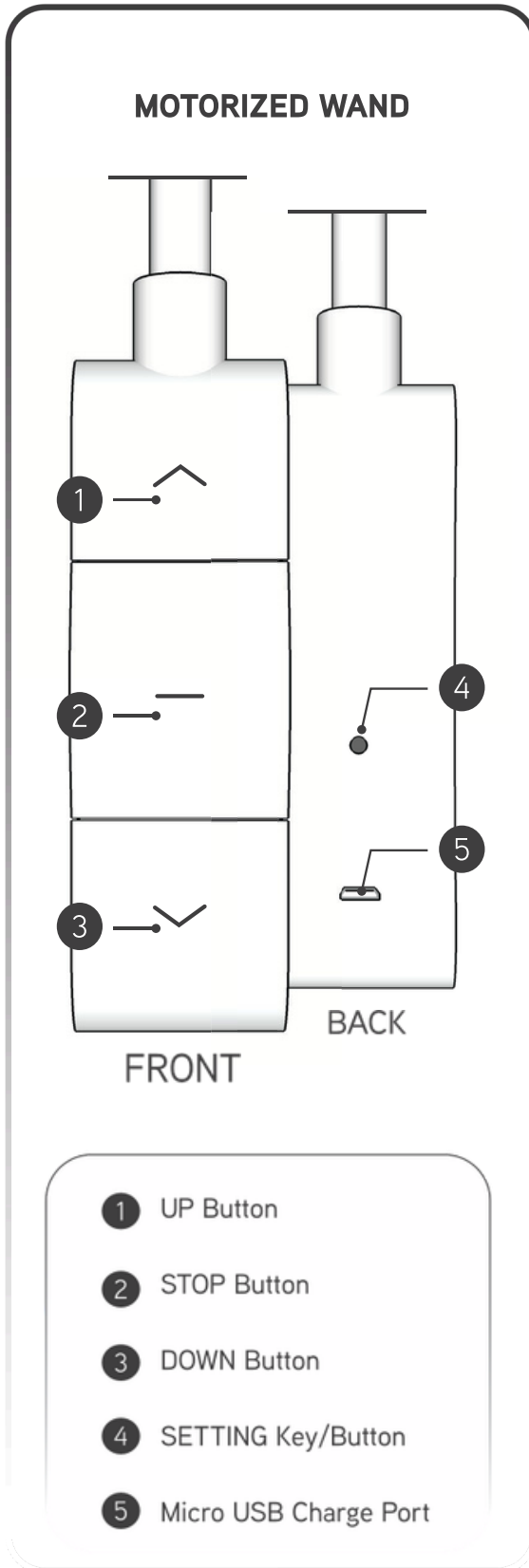
Honeycomb Shades are designed to be durable, easy cared for and easily cleaned. The non-woven fabrics are inherently anti-static and repel dust. Occasional feather dusting or vacuuming may be necessary to keep fabrics clean and bright.

Spills and stains can be lightly blotted with a cloth or damp sponge. More difficult stains may require soaking in water with mild soap and rub lightly. DO NOT submerge the Deluxe Cordless headrail in water. Lay flat to dry or place back in window and raise tightly to re-crisp pleats. Please test stronger cleaners on an unobtrusive portion of the shade.

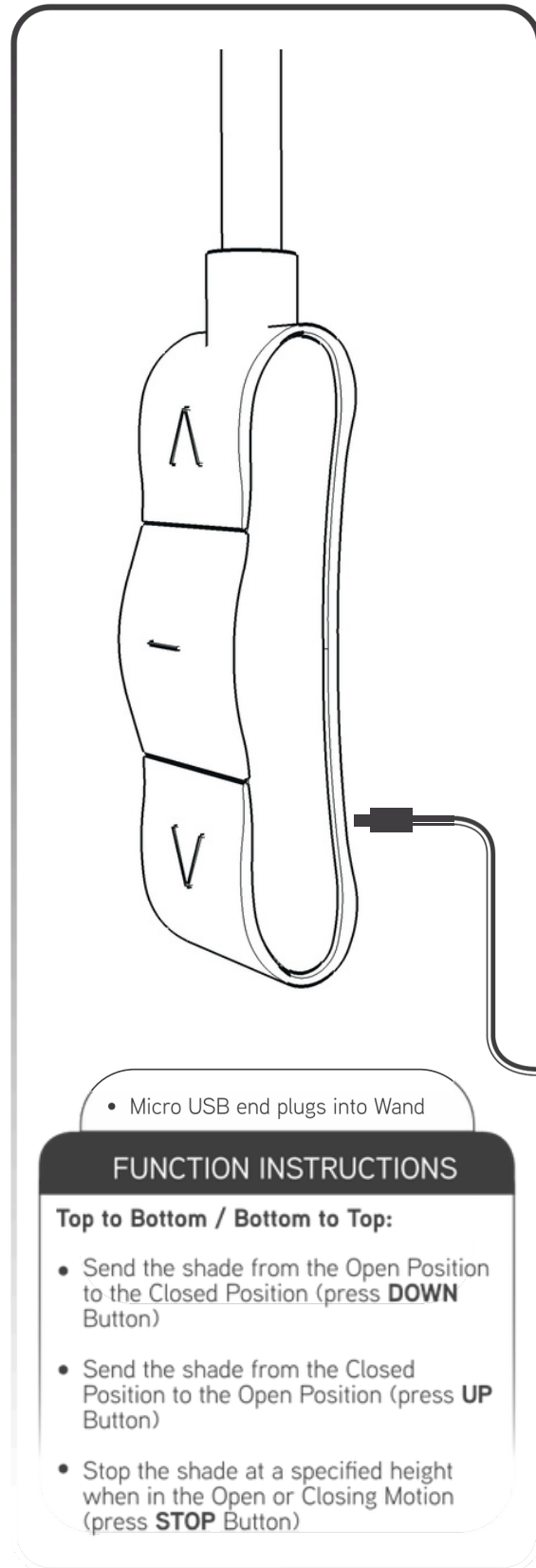
# MOTORIZED WAND FUNCTIONS

## SHADING OPERATION

ILLUSTRATION



ILLUSTRATION



# HONEYCOMB

---

## SHADES



Registered trademark ©