

2026

Zebra

SHADES



PRODUCT GUIDE



TABLE OF CONTENTS

Zebra Shade Features	1
Available Colors	2-9
Brackets, Headrail, and Bottomrail Information	10
Child Safety Information	11-12
Product Diagrams	13-14
Motorized Wand and Remote Pricing	15-17
Pricing Grids - MSRP	18-21
Measuring	22
Miscellaneous Information	23
Product Operating	24

ZEBRA SHADE FEATURES



- A shade of unique beauty and performance for the finishing touch to your window and room.
- Horizontal fabric vanes float between two layers of soft, knitted sheers to enlighten your view.
- New vane fabrics feature a softer look for your windows.
- Add a fabric-wrapped headrail and a matching fabric-wrapped bottom rail to offer a sophisticated look.
- Vanes glide from open to closed to out-of-sight with graceful, efficient hardware.
- The Zebra control system provides distinct variations of vane positions for any combination of privacy, view and light control.
- An adjustable weight system hidden in the bottom rail allows for on-the-spot adjustment to lend a balanced appearance in the window.
- Color coordinated, a fabric-wrapped headrail and a matching fabric-wrapped bottom rail to offer a sophisticated look.
- All Inside Mounted (IB) Shades will have a light gap on the left and right side. The side with the controls will have a slightly larger light gap.
- Easy to install hardware and brackets allow for effortless setup and easy removal for cleaning.
- Zebra Shades can be ultrasonically or traditionally cleaned to stay bright and beautiful.

AVAILABLE COLORS


LF - LIGHT FILTERING

PRICE GROUP 1


AMARANTH



LF EGGPLANT
Z7529810



LF BLIZZARD
Z7510010




LF CREAM
Z7512510



LF BEIGE
Z7520610




LF KHAKI
Z7530210




LF ROBIN'S EGG
Z7561310



LF SLATE
Z7582210



LF SHARK
Z7582310



LF LICORICE
Z7589710



LF CEDAR
Z7535710



LF BONE
Z7503110




LF NAVY
Z7504710


AVAILABLE COLORS

LF - LIGHT FILTERING

PRICE GROUP 1



LF FOG
Z7582110



LF ASH
Z737010



LF TAUPE
Z7533610




LF SOOT
Z7537610


MENDENHALL




LF CAMELLIA
Z7510003




LF SAND DOLLAR
Z7512503



LF PEBBLE
Z7582103



LF LAPIS
Z7502303



LF TRACK
Z7589703

HERITAGE



LF PAPYRUS
Z10020701



LF CREPE
Z10012501



LF STORM
Z10082101



LF SANDCASTLE
Z10034901



LF OTTER
Z10037801

AVAILABLE COLORS

LF - LIGHT FILTERING

PRICE GROUP 1

BROOKBEND



LF DOE
Z75017



LF BISCUIT
Z75031



LF CAMEL
Z75320



LF WAVE
Z75613



LF VOLCANIC
Z75894




LF PEARL
Z75821



LF PORCELAIN
Z75307

ARUNDEL




LF ALABASTER
Z751006



LF FEATHER
Z7565206



LF OYSTER
Z7503106



LF DUSK
Z7582306



LF BARK
Z7537006

AVAILABLE COLORS


LF - LIGHT FILTERING

PRICE GROUP 1

DELCASTLE



LF HANKERCHIEF
Z10010002




LF EGGNOG
Z10012502



LF SMOKE
Z10082002



LF PEWTER
Z10037602



LF BISCOTTI
Z10030202




LF CHOCOLATE
Z10037802

AVAILABLE COLORS


LF - LIGHT FILTERING

PRICE GROUP 1

CAROUSEL



LF FOSSIL
Z7501604



LF CHAMPAGNE
Z7510004



LF SAND
Z7512504




LF IRON
Z7537604


CHRISTINA



LF VEIL
Z75110




LF LILY
Z75201



LF INNOCENCE
Z75103



LF STATI
C
Z75893



LF CLOUD
Z75820

AVAILABLE COLORS

RD - ROOM DARKENING

PRICE GROUP 2

DEERFIELD



RD SUGAR COOKIE
Z100031D




RD PEANUT
Z100349D



RD GINGERBREAD
Z100370D


NOTTINGHAM




RD HONEY
Z100312D



RD TAWNY
Z100320D



RD JUNIPER
Z100515D



RD TREEHOUSE
Z100334D



RD CUB
Z100378D



RD KOALA
Z100823D

AVAILABLE COLORS

RD - ROOM DARKENING

PRICE GROUP 2

POMEROY




RD IVORY
Z7531209D



RD WHEAT
Z7530209D




RD ANCHOR
Z7537609D



RD UMBER
Z7537809D

RIT TENHOUSE



RD TUNDRA
Z7582111D




RD SILVER
Z7582311D



RD BRONZE
Z7533611D



RD FLINT
Z7582211D



RD CHARCOAL
Z7537011D




RD HICKORY
Z7537811D

FLAT SQUARE HEADRAIL - PAINTED METAL COLORS



PECAN
LD-L334




WHITE
LD-S113



SESAME
LD-S302



COCOA
LD-S378



CORNSILK
LD-S414



DOLPHIN GRAY
LD-S503



RATTAN
LD-S823




BLUEBERRY
LD-V113



SAGE
LD-ZY090



BEIGE
LD-322



NIGHT SKY
LD-V110

**MATCHING FABRIC WRAPPED CASSETTE (SQUARE OR CURVED)
AND BOTTOM RAIL ALSO AVAILABLE FOR AN ADDITIONAL CHARGE.**

BRACKETS, HEADRAIL AND BOTTOM RAIL INFORMATION

CURVED HEADRAIL BRACKETS


These brackets support curved shade headrails and feature a (quick-release) mechanism for fast installation and easy removal without tools.

STOPPERS

Prevents the bottom-rail from looping up into the headrail when raised up, or with motorization.

FLAT HEADRAIL BRACKETS

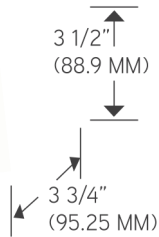

Flat headrail (spring) brackets offer a discreet, low-profile design that securely supports shades while enabling quick snap-in installation.



CURVED HEADRAIL

(standard option)


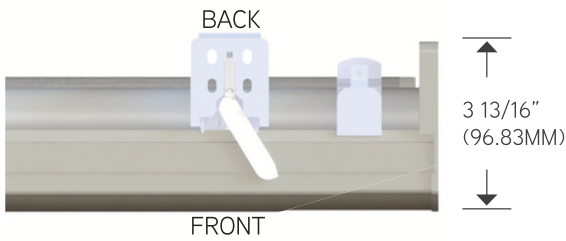
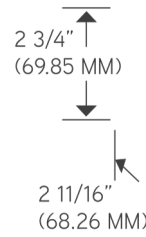
Matching fabric wrapped comes standard



FLAT HEADRAIL

(upgrade option)

Metal - Painted



CHILD SAFETY INFORMATION

THE MANUFACTURER IS COMMITTED TO CHILD SAFETY REGARDING WINDOW COVERINGS

The Manufacturer has committed to join the Window Covering Manufacturers Association's new safety standards in the efforts to prevent accidents involving children and pets with accessible cords and by offering other product options that are child-safe custom window coverings.

"BEST FOR KIDS" CERTIFIED PROGRAM

Window Covering Manufacturers Association (WCMA) announced the industry's first third-party certification program designed to help consumers and retailers identify window covering products that are best suited for use in homes with young children.

To be part of the new Best for Kids program, products are submitted to a WCMA-recognized third party testing laboratory where the products are required to meet stringent criteria. Once the products meet these criteria, they are Certified Best For Kids. The Manufacturer has a number of products with this distinction.



CHILD SAFETY IS SERIOUS BUSINESS

That's why the Manufacturer is removing all cords from products, in compliance with the Consumer Product Safety Commission's new guidelines for child-safe window treatments. A variety of control options, including the Safety Wand, traditional cordless control, and motorization, are available, providing the same convenience while making safety a top priority.

For more information on the CPSC's new guidelines and the Manufacturer's compliance with them, please visit: [federalregister.gov/documents/2022/11/28/2022-25041/safety-standard-for-operating-cords-on-custom-window-coverings](https://www.federalregister.gov/documents/2022/11/28/2022-25041/safety-standard-for-operating-cords-on-custom-window-coverings).

REESE'S LAW


These products are designed and manufactured in compliance with Reese's Law (P.L. 117-171), including the safety standard for button cell and coin batteries (16 CFR Part 1263), which incorporates by reference UL 4200A-2023.

⚠️ WARNING


- **INGESTION HAZARD:** This product contains a button cell or coin battery
- **DEATH** or serious injury can occur if ingested.
- A swallowed button cell or coin battery can cause **Internal Chemical Burns** in as little as **2 hours**.
- **KEEP** new and used batteries **OUT OF REACH** of **CHILDREN**
- **Seek immediate medical attention** if a battery is suspected to be swallowed or inserted inside any part of the body.



TENSION SAFETY CORD ZEBRA SHADE



FLAT HEADRAIL (upgrade option)

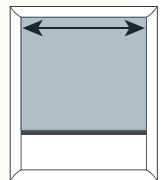


Bracket

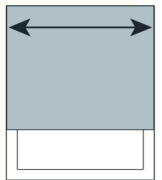
SAFE WAND OPTION



INSIDE MOUNT
Minimum depth for flush inside mount including installation brackets: 3 1/4"




OUTSIDE MOUNT
Minimum surface area required for mounting: 3/4"

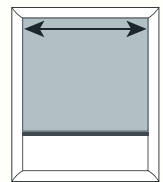


1. Quick Release Sheerview Brackets
2. Fabric Wrapped Aluminum Headrail
3. Bottom Rail Stopper
4. Headrail End Caps
5. Sheer Front Fabric
6. 2" Vane, 2.5" Vane, or 3" Vane
7. Bottom Rail Endcap
8. Aluminum Bottom Rail
9. Counter-Weight Lock Screw
10. Adjustable Bottom Rail Counter-Weight
11. Shade Roller Tube
12. Nylon Continuous Cord Loop
13. Cord Tensioner
14. Safe Wand (Option)
15. UP and Down Buttons

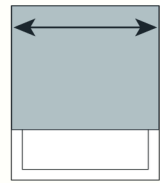
CORDLESS ZEBRA SHADE



INSIDE MOUNT
 Minimum depth for
 flush inside mount
 including installation
 brackets: 3 1/4"

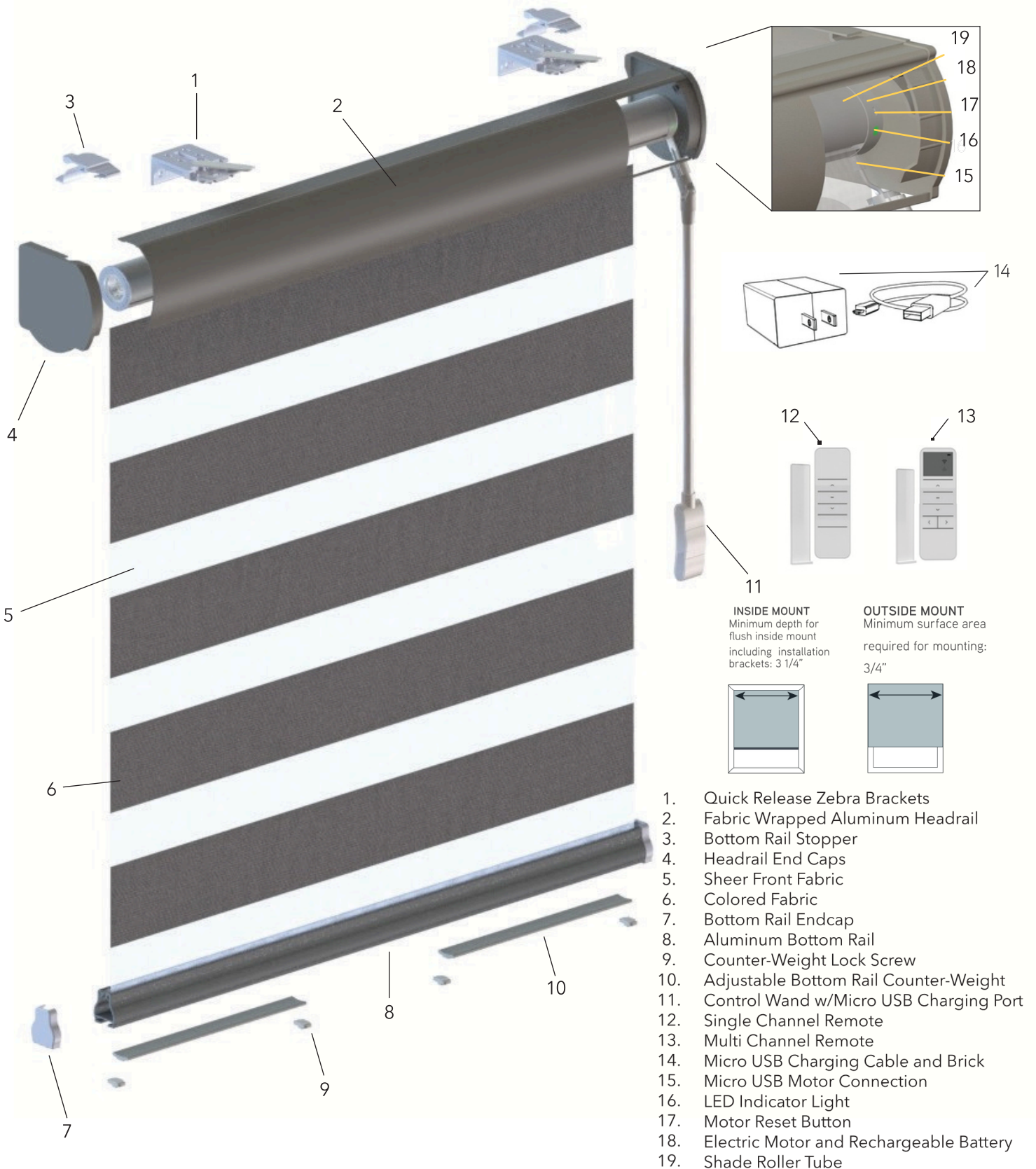


OUTSIDE MOUNT
 Minimum surface area
 required for mounting: 3/4"



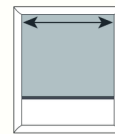
1. Quick Release Zebra Brackets
2. Fabric Wrapped Aluminum Headrail
3. Bottom Rail Stopper
4. Headrail End Caps
5. Sheer Front Fabric
6. Colored Fabric
7. Bottom Rail Endcap
8. Aluminum Bottom Rail
9. Counter-Weight Lock Screw
10. Cordless Pull Down Grip
11. Adjustable Bottom Rail Counter-Weight
12. Cordless Clutch Mechanism
13. Shade Roller Tube

MOTORIZED ZEBRA SHADE

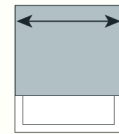


1. Quick Release Zebra Brackets
2. Fabric Wrapped Aluminum Headrail
3. Bottom Rail Stopper
4. Headrail End Caps
5. Sheer Front Fabric
6. Colored Fabric
7. Bottom Rail Endcap
8. Aluminum Bottom Rail
9. Counter-Weight Lock Screw
10. Adjustable Bottom Rail Counter-Weight
11. Control Wand w/Micro USB Charging Port
12. Single Channel Remote
13. Multi Channel Remote
14. Micro USB Charging Cable and Brick
15. Micro USB Motor Connection
16. LED Indicator Light
17. Motor Reset Button
18. Electric Motor and Rechargeable Battery
19. Shade Roller Tube

INSIDE MOUNT
Minimum depth for flush inside mount including installation brackets: 3 1/4"



OUTSIDE MOUNT
Minimum surface area required for mounting: 3/4"



MOTORIZED WAND OPTION

TECHNOLOGY THAT ENHANCES THE LIVING SPACE

Rechargeable Motor Wand Control.
(Remote Ready)

- Easy Installation with No Hard Wiring.
- Long Last Lithium Ion Battery.
- Simple UP/DOWN/STOP Control Buttons for Lift and Tilt Options.
- Micro USB for Charging the Battery.

WANDS		MSRP COST	
Replacement Wand		\$175	
ADDITIONAL CHARGING BRICK & USB CABLE			
6ft Cable	\$50	10ft Cable	\$60



Every motorized shade comes standard with a wand.



These products are designed and manufactured in compliance with Reese's Law (P.L. 117-171), including the safety standard for button cell and coin batteries (16 CFR Part 1263), which incorporates by reference UL 4200A-2023.

REMOTE CONTROL OPTION

REMOTE CONTROL - OPTIONAL

- Radio remote.
- Control your shade with a single-channel or multi-channel remote from up to 100 feet away, with up to 20 shades per channel.
- Simple UP/DOWN/STOP Control Buttons for lift and tilt functions.
- Remote attaches to backplate via magnets to mount in convenient location.
- No pull cords for superior child and pet safety.
- Sleek, modern design fits any decor.

Single Channel

MSRP \$88

Multi-Channel

MSRP \$116



FCC Certification: The FCC doesn't manufacture products but regulates the radio frequency (RF) devices sold in the US to ensure they do not interfere with other services. Any remote control using RF technology must have FCC approval, which involves the manufacturer submitting documentation and a Declaration of Conformity.

These products are designed and manufactured in compliance with Reese's Law (P.L. 117-171), including the safety standard for button cell and coin batteries (16 CFR Part 1263), which incorporates by reference UL 4200A-2023.

⚠️ WARNING

- **INGESTION HAZARD:** This product contains a button cell or coin battery
- **DEATH** or serious injury can occur if ingested.
- A swallowed button cell or coin battery can cause **Internal Chemical Burns** in as little as **2 hours**.
- **KEEP** new and used batteries **OUT OF REACH** of **CHILDREN**
- **Seek immediate medical attention** if a battery is suspected to be swallowed or inserted inside any part of the body.



Bond Hub Pro

[Bond Hub Pro Link](#)



Best-in-class connectivity
Ethernet + PoE port

ZEBRA SHADE FABRIC LIST

PRODUCT NAME	COLOR NAME	COLOR #	OPACITY	PRICE GROUP
Amaranth	Bone	Z7503110	Light Filtering	1
Amaranth	Navy	Z7504710	Light Filtering	1
Amaranth	Blizzard	Z7510010	Light Filtering	1
Amaranth	Cream	Z7512510	Light Filtering	1
Amaranth	Beige	Z7520610	Light Filtering	1
Amaranth	Eggplant	Z7529810	Light Filtering	1
Amaranth	Khaki	Z7530210	Light Filtering	1
Amaranth	Taupe	Z7533610	Light Filtering	1
Amaranth	Cedar	Z7535710	Light Filtering	1
Amaranth	Ash	Z7537010	Light Filtering	1
Amaranth	Soot	Z7537610	Light Filtering	1
Amaranth	Robin's Egg	Z7561310	Light Filtering	1
Amaranth	Fog	Z7582110	Light Filtering	1
Amaranth	Slate	Z7582210	Light Filtering	1
Amaranth	Shark	Z7582310	Light Filtering	1
Amaranth	Licorice	Z7589710	Light Filtering	1
Arundel	Oyster	Z7503106	Light Filtering	1
Arundel	Alabaster	Z7510006	Light Filtering	1
Arundel	Bark	Z7537006	Light Filtering	1
Arundel	Feather	Z7565206	Light Filtering	1
Arundel	Dusk	Z7582306	Light Filtering	1
Brookbend	Doe	Z75017	Light Filtering	1
Brookbend	Biscuit	Z75031	Light Filtering	1
Brookbend	Porcelain	Z75307	Light Filtering	1
Brookbend	Caramel	Z75320	Light Filtering	1
Brookbend	Wave	Z75613	Light Filtering	1
Brookbend	Pearl	Z75821	Light Filtering	1
Brookbend	Volcanic	Z75894	Light Filtering	1
Carousel	Fossil	Z7501604	Light Filtering	1
Carousel	Champagne	Z7510004	Light Filtering	1
Carousel	Sand	Z7512504	Light Filtering	1
Carousel	Iron	Z7537604	Light Filtering	1
Christina	Innocence	Z75103	Light Filtering	1
Christina	Veil	Z75110	Light Filtering	1
Christina	Lily	Z75201	Light Filtering	1
Christina	Cloud	Z75820	Light Filtering	1

ZEBRA SHADE FABRIC LIST

PRODUCT NAME	COLOR NAME	COLOR #	OPACITY	PRICE GROUP
Christina	Static	Z75893	Light Filtering	1
Deerfield	Sugar Cookie	Z100031D	Room Darkening	2
Deerfield	Peanut	Z100349D	Room Darkening	2
Deerfield	Gingerbread	Z100370D	Room Darkening	2
Delcastle	Handkerchief	Z10010002	Light Filtering	1
Delcastle	Eggnog	Z10012502	Light Filtering	1
Delcastle	Biscotti	Z10030202	Light Filtering	1
Delcastle	Pew ter	Z10037602	Light Filtering	1
Delcastle	Chocolate	Z10037802	Light Filtering	1
Delcastle	Smoke	Z10082002	Light Filtering	1
Heritage	Crepe	Z10012501	Light Filtering	1
Heritage	Papyrus	Z10020701	Light Filtering	1
Heritage	Sandcastle	Z10034901	Light Filtering	1
Heritage	Otter	Z10037801	Light Filtering	1
Heritage	Storm	Z10082101	Light Filtering	1
Mendenhall	Lapis	Z7502303	Light Filtering	1
Mendenhall	Camellia	Z7510003	Light Filtering	1
Mendenhall	Sanddollar	Z7512503	Light Filtering	1
Mendenhall	Pebble	Z7582103	Light Filtering	1
Mendenhall	Track	Z7589703	Light Filtering	1
Nottingham	Honey	Z100312D	Room Darkening	2
Nottingham	Tawny	Z100320D	Room Darkening	2
Nottingham	Treehouse	Z100334D	Room Darkening	2
Nottingham	Cub	Z100378D	Room Darkening	2
Nottingham	Juniper	Z100515D	Room Darkening	2
Nottingham	Koala	Z100823D	Room Darkening	2
Pomeroy	Wheat	Z7530209D	Room Darkening	2
Pomeroy	Ivo r y	Z7531209D	Room Darkening	2
Pomeroy	Anchor	Z7537609D	Room Darkening	2
Pomeroy	Umber	Z7537809D	Room Darkening	2
Rittenhouse	Bronze	Z7533611D	Room Darkening	2
Rittenhouse	Charcoal	Z7537011D	Room Darkening	2
Rittenhouse	Hickory	Z7537811D	Room Darkening	2
Rittenhouse	Tundra	Z7582111D	Room Darkening	2
Rittenhouse	Flint	Z7582211D	Room Darkening	2
Rittenhouse	Silver	Z7582311D	Room Darkening	2

PRICE GROUP 1 CCL | Light Filtering

SUGGESTED RETAIL PRICE

Height Up To	Width Up To →										
	24"	32"	36"	42"	48"	54"	60"	66"	72"	84"	96"
36"	\$221	\$237	\$253	\$270	\$285	\$304	\$331	\$352	\$372	\$434	\$496
42"	\$231	\$250	\$270	\$290	\$308	\$347	\$386	\$410	\$434	\$506	\$578
48"	\$243	\$265	\$285	\$308	\$353	\$397	\$441	\$469	\$496	\$578	\$659
54"	\$253	\$278	\$304	\$347	\$397	\$446	\$496	\$528	\$557	\$649	\$742
60"	\$265	\$293	\$331	\$386	\$441	\$496	\$551	\$586	\$620	\$722	\$825
66"	\$275	\$306	\$364	\$424	\$485	\$545	\$606	\$645	\$681	\$795	\$907
72"	\$285	\$331	\$397	\$463	\$529	\$595	\$660	\$703	\$742	\$867	\$990
78"	\$298	\$358	\$430	\$501	\$572	\$644	\$716	\$760	\$804	\$938	\$1,072
84"	\$308	\$386	\$463	\$540	\$616	\$694	\$771	\$820	\$867	\$1,009	\$1,155
94"	\$353	\$441	\$529	\$616	\$703	\$793	\$880	\$937	\$990	\$1,155	\$1,319

Shades 93" or wider incur an additional net \$100.00 charge per box for each order (maximum 2 shades per box).

PRICE GROUP 2 CCL | Room Darkening

SUGGESTED RETAIL PRICE

Height Up To	Width Up To →										
	24"	32"	36"	42"	48"	54"	60"	66"	72"	84"	96"
36"	\$387	\$405	\$423	\$440	\$457	\$475	\$516	\$548	\$578	\$674	\$771
42"	\$399	\$420	\$440	\$460	\$482	\$542	\$602	\$640	\$674	\$786	\$898
48"	\$411	\$434	\$457	\$482	\$551	\$619	\$688	\$730	\$771	\$898	\$1,026
54"	\$423	\$449	\$475	\$542	\$619	\$697	\$774	\$821	\$867	\$1,009	\$1,155
60"	\$434	\$464	\$516	\$602	\$688	\$774	\$858	\$913	\$963	\$1,122	\$1,282
66"	\$446	\$478	\$568	\$663	\$756	\$850	\$945	\$1,004	\$1,058	\$1,234	\$1,409
72"	\$457	\$516	\$619	\$722	\$825	\$928	\$1,030	\$1,095	\$1,155	\$1,347	\$1,539
78"	\$470	\$559	\$670	\$782	\$893	\$1,005	\$1,117	\$1,185	\$1,251	\$1,459	\$1,667
84"	\$482	\$602	\$722	\$842	\$963	\$1,083	\$1,202	\$1,277	\$1,347	\$1,570	\$1,794
94"	\$551	\$688	\$825	\$963	\$1,100	\$1,236	\$1,374	\$1,459	\$1,539	\$1,794	\$2,051

* Smallest width available 13" exact for manual shade

* Smallest width available 24" exact for motorized shade

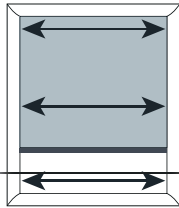
PRODUCTION TIMES 6 BUSINESS DAYS FabricWrapped Headrail comes standard unless asked otherwise.

Shades 93" or wider incur an additional net \$100.00 charge per box for each order (maximum 2 shades per box).

CONTINUOUS CORD LOOP (CCL) SYSTEM			
Specifications	Min	Max	Pricing
Width:	13"	96"	
Height:	13"	94"	
Add Ons/Surcharges			
CCL Surcharge			\$0
Cord Options			
Cord (Standard)			\$0
Metal Chain			\$0
Plastic Chain (color coordinated)			\$0
Safe Wand			\$63
CORDLESS SYSTEM			
Specifications	Min	Max	Pricing
Width:	18"	79"	
Height:	18"	79"	
AddOns/Surcharges			
Cordless Surcharge			\$111
System			
Cordless Telescoping Pole	14"-25"		\$40
MOTORIZED RECHARGEABLE RADIO REMOTE CONTROL SYSTEM (WITH WAND)			
Specifications	Min	Max	Pricing
Width:	24"	96"	
Height:	11"	94"	
Add Ons/Surcharges			
Motorized Surcharge			\$365
Single Channel Remote			\$88
Multi-Channel Remote			\$116
USB 6' Cable with Charger			\$50
USB 10' Cable with Charger			\$60
Replacement Wand			\$175
ADDITIONAL SURCHARGES			
Square and Curved Valance Options Available at NO Additional Chargea			
Fabric Wrapped Bottom Rail			\$50
Fabric Wrapped Cassette (Square or Curved)			\$80
Width Over 93" Freight Charge			\$100

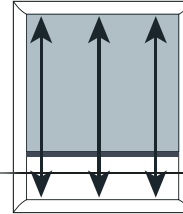
Please note: Due to the nature of our industry and fluctuating tariffs, all prices are subject to change without prior notice.

MEASURING



INSIDE MOUNT WIDTH (IB)

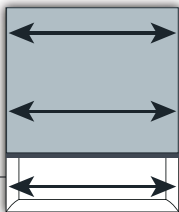
- Measure the exact width of the inside edge of the window frame. - Top, Middle, and Bottom.
- Make all measurements to the nearest 1/8th inch, round DOWN for width.
- Take the SMALLEST of the 3 measurements, this is the width that you will order.
- Production department will make the necessary deductions to ensure the shade fits inside your window.



INSIDE MOUNT HEIGHT (IB)

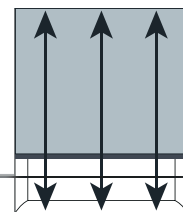
- Measure the exact height from the top inside edge down to the window sill in 3 places. - Left, Middle, Right
- Make all measurements to the nearest 1/8th inch, round UP for height.
- Take the LARGEST of the 3 measurements, this is the height that you will order.

NOTE: IB - THE FACTORY WILL DEDUCT 1/8-3/16" OFF THE TOTAL WIDTH.
OB - THE FACTORY WILL MAKE THE PRODUCT TO THE EXACT MEASUREMENTS PROVIDED.



OUTSIDE MOUNT WIDTH (OB)

- Measure the exact width of the window frame or how wide you would like the shade to be.
- Be sure to measure wide enough to cover the entire window (and trim if desired) to provide maximum light coverage.
- Example: If the window opening is 36" wide, it might be helpful to order 40" if the space allows. This will provide 2" coverage on each side of the window.
- No deductions/additions will be made to the width ordered.



OUTSIDE MOUNT HEIGHT (OB)

- Measure the height you would like the shade to be by measuring top to bottom.
- Be sure to measure high enough to cover the entire window (and trim if desired) to provide maximum light coverage.
- Example: If the window opening is 60" high, it might be helpful to order 64" if the space allows. This will provide 2" coverage on top and bottom of the window.
- No deductions/additions will be made to the height ordered.

Shades can be +/- an additional 1/8" within factory standard post production.

MISCELLANEOUS INFORMATION

CLEANING AND CARE INFORMATION

Sheerview Shades are uniquely low-maintenance, needing only periodic vacuuming on a low setting and occasional feather dusting. The sheer fabric may also be ultrasonically cleaned.

FINISHED DIMENSIONS

Once ordered and manufactured, the width of the fabric cannot be altered. The Manufacturer makes deductions to the width of window shadings depending on the type of mounting indicated. For all mounting types, the fabric will measure exactly the length ordered when the vanes are in the open or "view-through" position. When the vanes are rotated to the closed position, the shading will become 3/8" longer.

MEASUREMENT CONSIDERATIONS

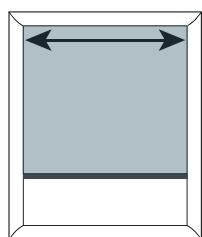
When closed on an inside mount, a slight furrow may occur on the lowermost sheer section because of contact with the sill. To compensate, slightly raise the shading until the rail begins to lift off the window sill.

If preferred, the shading can be ordered 3/8" less than the measured height of the window opening. In this case, the bottom rail will be positioned 3/8" above the sill when the vanes are in the open position. Rotating the vanes closed will cause the bottom rail to touch the window sill and thus closing any unwanted space.

HEADRAIL INFORMATION

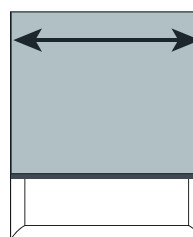
INSIDE MOUNT

Minimum depth for flush inside mount including installation brackets: 3 1/4"



OUTSIDE MOUNT

Minimum surface area required for mounting: 3/4"



CORD INFORMATION

CORDS WILL NO LONGER BE AVAILABLE ON ANY PRODUCTS SOLD BY THE MANUFACTURER, IN COMPLIANCE WITH NEW CPSC GUIDELINES UNLESS FOR SAFETY TENSION DEVICE.

The Consumer Product Safety Commission has announced new guidelines, to go into effect May 20, 2023, restricting the manufacture of corded custom window treatments in the interest of child safety. In accordance with the new CPSC guidelines, the Manufacturer will no longer be producing any window treatments with cords.

PRODUCT OPERATION

SHADING OPERATION


Zebra shades feature alternating horizontal bands of sheer and opaque fabric, allowing for precise control of light and privacy. By operating the headrail, the fabric layers slide over one another, so the opaque bands can fully block light or align with the sheer bands to let natural light in while maintaining some privacy. The shades can be smoothly adjusted to any position, providing a seamless transition between filtered daylight and full coverage, making them both functional and stylish for modern interiors.

HARDWARE


- Installation Headrail Brackets
- Multi-faceted bracket system includes breakaway shims to assist in leveling. The bracket also includes easy release lever.
- Spacer Blocks – Upon Request Only
- Spacer blocks project the shading 3/8" from the mounting surface. Use spacer blocks to obtain clearance when obstructions, such as window cranks or door handles, obstruct the movement of shading.
- Hold Down Brackets – Upon Request Only
- Hold down brackets are made of clear plastic that fit into holes on the end-cap of the bottom rail. Hold downs are generally used to secure the base of the window shading to prevent swaying.

SKEW ADJUSTING BOTTOM RAIL

The Zebra Horizontal Shades are leveled and weighed in the factory. When installed level, the fabric will not skew when raised. If the headrail is not installed level, skewing can occur that can damage the edge of the fabric. Be sure to follow the instructions below carefully to ensure correct and balanced operation.



Turn over the bottom rail use a flat head screwdriver to twist both stoppers on the left and right side of the counterweight slide.



Slide the bar to where the counterweight is needed to combat the shifting of the shades. Twist down with a flathead screwdriver on both stoppers in order to re-lock the counterweights.



Zebra
SHADES



Registered Trademark (®)